


































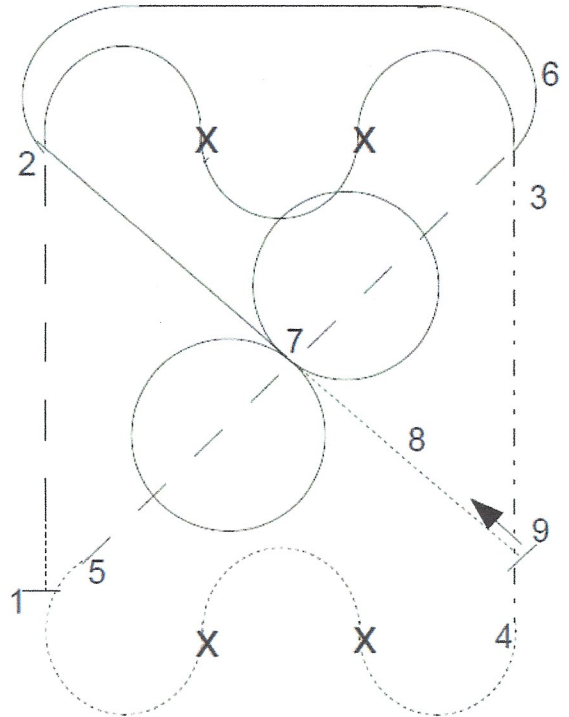


**HUNT SEAT FLAT**

**SUPREME AWARD**

**PATTERN #4**

1.  Enter working trot, at "1" extend the trot down the rail.
2.  Pick up canter, canter serpentine with two flying lead changes.
3.  Hand gallop down the rail. Working canter before corner.
4.  Drop to trot and trot serpentine with two diagonal changes.
5. Extend the trot across the arena.
6.  Pick up canter and canter around end of arena and into center.
7.  Demonstrate one figure 8 with two flying lead changes.
8.  Trot to end and halt.
9. Back one horse length.



Rider # 323

Comments: nice job

\_\_\_\_\_  
\_\_\_\_\_  
\_\_\_\_\_

Point Awarded: YES NO

W H  
Judge's Signature

# Huntseat Bronze

204

no walk, straight line in middle  
of 8

yes  no

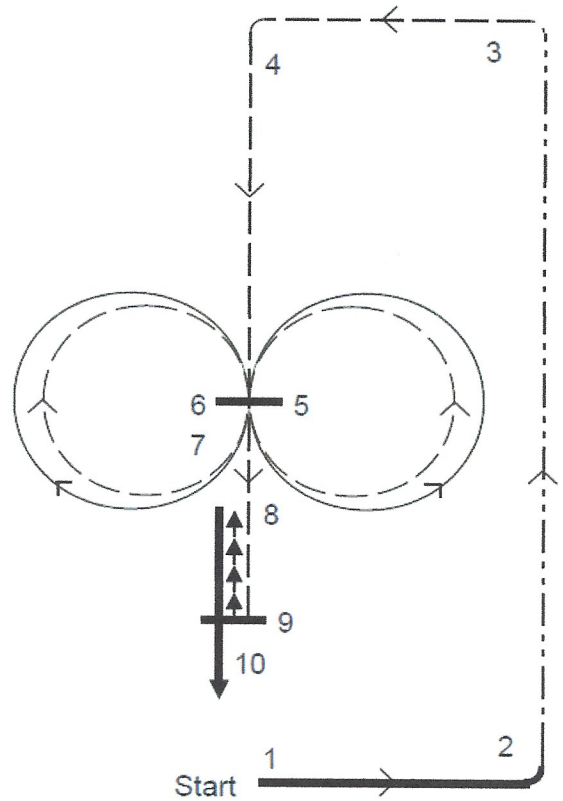
HUNT SEAT FLAT

BRONZE MEDAL

PATTERN # 4

Start pattern at center rail.

1. Walk from line and turn right to the rail.
2. Transition to canter and increase speed to hand gallop.
3. Turn left and transition to trot.
4. At mid rail, turn left and continue trotting to center of eight.
5. Halt (4-6 seconds).
6. Trot a figure eight showing one diagonal change. Halt.
7. Canter a figure eight showing one simple change of lead.
8. Trot out of figure eight.
9. Halt. Back four steps then step forward. Halt
10. Return to line at the walk.



Rider # 343

Comments: your halt was not 4-6 seconds

wrong diagonal & wrong lead to left

Medal Awarded: YES

NO

[Signature]

Judge's Signature



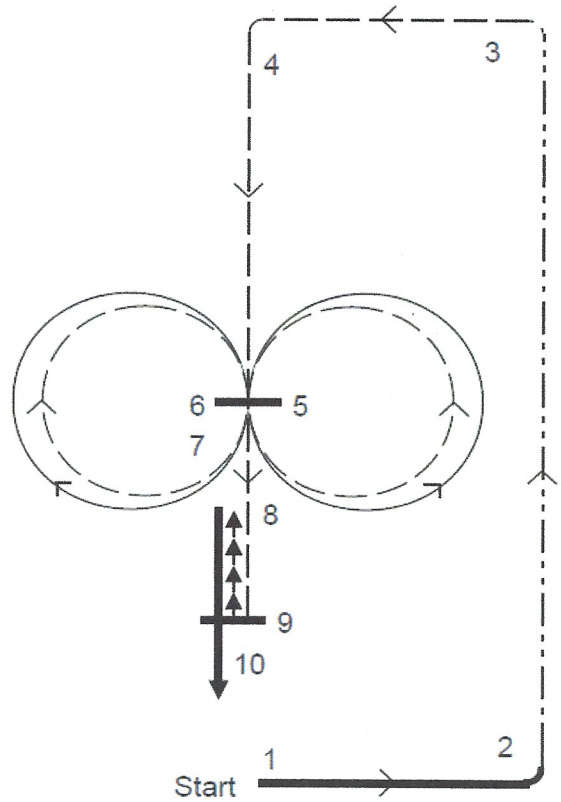
HUNT SEAT FLAT

BRONZE MEDAL

PATTERN # 4

Start pattern at center rail.

1. Walk from line and turn right to the rail.
2. Transition to canter and increase speed to hand gallop.
3. Turn left and transition to trot.
4. At mid rail, turn left and continue trotting to center of eight.
5. Halt (4-6 seconds).
6. Trot a figure eight showing one diagonal change. Halt.
7. Canter a figure eight showing one simple change of lead.
8. Trot out of figure eight.
9. Halt. Back four steps then step forward. Halt
10. Return to line at the walk.



*(on spreadsheets as 255)*

Rider # 225

Comments: Watch your center point

---



---



---



---

Medal Awarded:  YES  NO

W H  
Judge's Signature

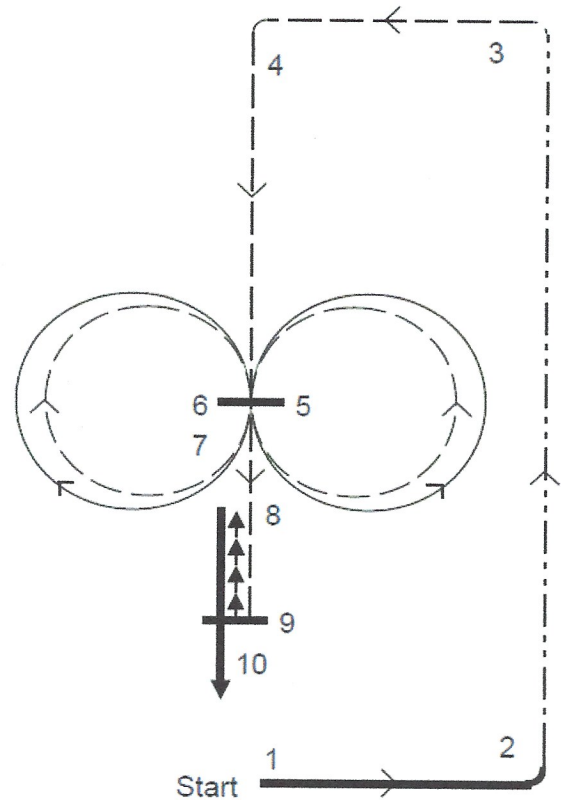
# HUNT SEAT FLAT

# BRONZE MEDAL

# PATTERN # 4

Start pattern at center rail.

1. Walk from line and turn right to the rail.
2. Transition to canter and increase speed to hand gallop.
3. Turn left and transition to trot.
4. At mid rail, turn left and continue trotting to center of eight.
5. Halt (4-6 seconds).
6. Trot a figure eight showing one diagonal change. Halt.
7. Canter a figure eight showing one simple change of lead.
8. Trot out of figure eight.
9. Halt. Back four steps then step forward. Halt
10. Return to line at the walk.



Rider # 3204

Comments: Back was a little wobbly

Medal Awarded:

YES

NO

D H  
Judge's Signature

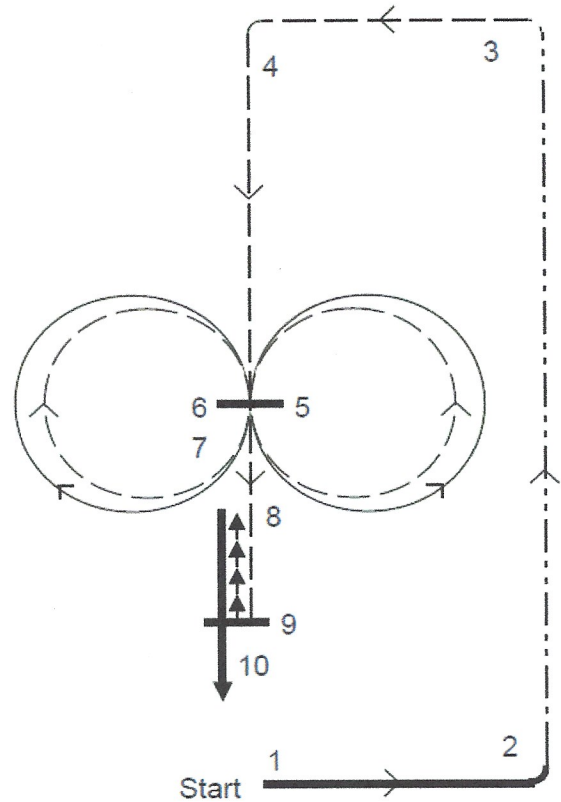
HUNT SEAT FLAT

BRONZE MEDAL

PATTERN #4

Start pattern at center rail.

1. Walk from line and turn right to the rail.
2. Transition to canter and increase speed to hand gallop.
3. Turn left and transition to trot.
4. At mid rail, turn left and continue trotting to center of eight.
5. Halt (4-6 seconds).
6. Trot a figure eight showing one diagonal change. Halt.
7. Canter a figure eight showing one simple change of lead.
8. Trot out of figure eight.
9. Halt. Back four steps then step forward. Halt
10. Return to line at the walk.



Rider # 302

Comments: a little too much forward motion

counter canter down the rail

Medal Awarded: YES

NO

W H  
Judge's Signature