

# Showmanship - Seniors



12

High Blue = 100% - 92% (Enters Medal Program) Blue = 92% - 85% Red = 84% - 70% White = 70% -

#	Comments	Danish	Score	Placing
320	work on control	W	65	
335	work on pivot, other side of cone horse to judge, Quartering back good	R	87	8
302	work on control	W	68	
364	work on Quartering, back + pivot don't 2 hand during set-up good pivot	W	69	
321	nice line to judge, back could use good pivot a little smoother	HB	95	4
358	nice line to judge, good speed on back	HB	97	1
315	horse to judge, work on back	HB	93	6
351	horse to judge - nice back + pivot work on back horse on judge	HB	96 $\frac{1}{2}$	2
322	nice trot to judge, Q was good	HB	94	5
363	work on Quartering + pivot	R	85	10
304	nice trot, work on Quartering + pivot work on pivot	R	84	
300	work on Quartering OK back	R	83	
361	work on straight back + pivot hopped into trot, nice line to judge	B	90	7
343	other side of last cone work on Quartering, back + pivot	R	82	
323	nice job	HB	96	3
314	horse to judge, work on Quartering + back	R	86	9

# Adult Showmanship - Seniors

High Blue = 100% - 92% (Enters Medal Program) Blue = 92% - 85% Red = 84% - 70% White = 70% -

#	Comments	Danish	Score	Placing
28	work on back speed & pivot good line to judge, Quartering good 	HB	96	
344	Seniors wrong side of exit cone no trot, work on Quartering back 	W	79	







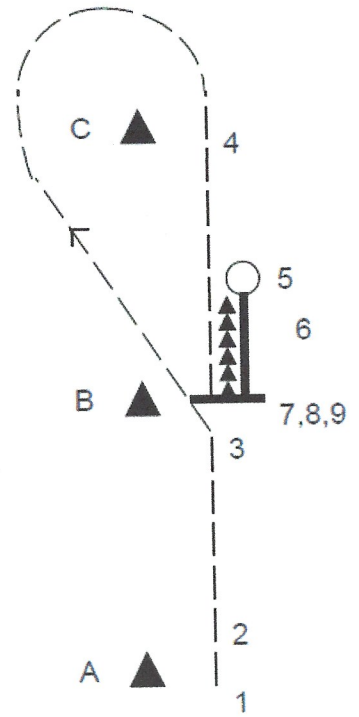


SHOWMANSHIP

BRONZE MEDAL

Pattern # 4

1. Start at A.
2. Trot to B.
3. At B, turn left and trot a teardrop around C.
4. Trot to B and stop. Back six steps.
5. Turn 360-degrees on haunches.
6. Walk to B stop.
7. Set-up for inspection.
8. After inspection, judge will ask a question about the parts of the horse.
9. Exhibitor is excused to line up.



Cones should be 30' apart

Rider # 235

Comments: walk on pivot

---



---



---



---

Medal Awarded: YES

NO

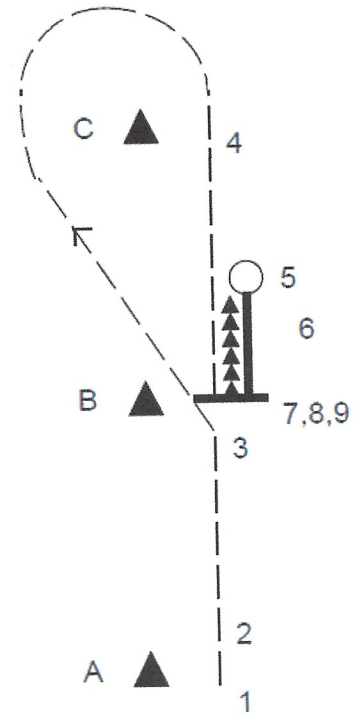
W. B.  
Judge's Signature

SHOWMANSHIP

BRONZE MEDAL

Pattern # 4

1. Start at A.
2. Trot to B.
3. At B, turn left and trot a teardrop around C.
4. Trot to B and stop. Back six steps.
5. Turn 360-degrees on haunches.
6. Walk to B stop.
7. Set-up for inspection.
8. After inspection, judge will ask a question about the parts of the horse.
9. Exhibitor is excused to line up.



Cones should be 30' apart

Rider # 107

Comments: slow to back, more speed on pivot

---



---



---



---

Medal Awarded: YES  NO

[Signature]  
Judge's Signature

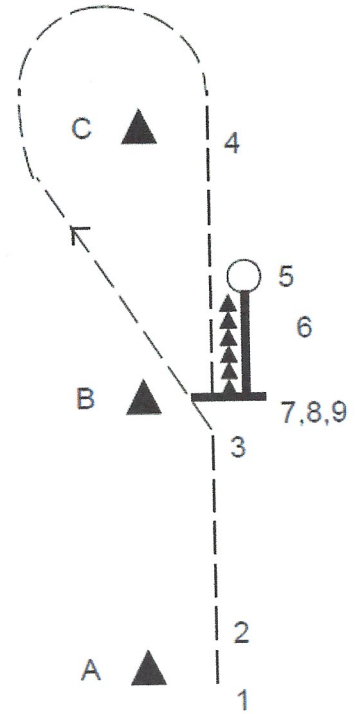


SHOWMANSHIP

BRONZE MEDAL

Pattern # 4

1. Start at A.
2. Trot to B.
3. At B, turn left and trot a teardrop around C.
4. Trot to B and stop. Back six steps.
5. Turn 360-degrees on haunches.
6. Walk to B stop.
7. Set-up for inspection.
8. After inspection, judge will ask a question about the parts of the horse.
9. Exhibitor is excused to line up.



Cones should be 30' apart

Rider # 335

Comments: more back needed, work on pivot

---



---




---



---

Medal Awarded: YES

NO

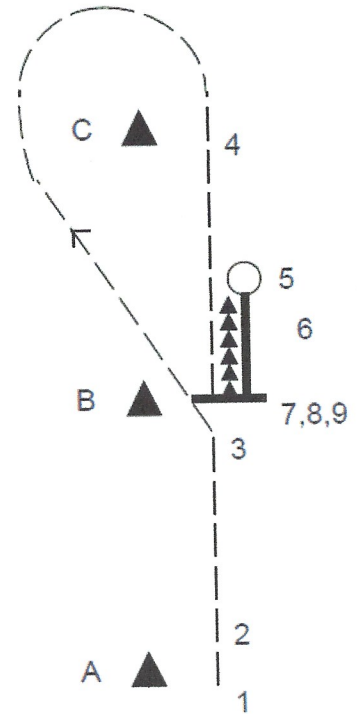
  
 Judge's Signature

SHOWMANSHIP

BRONZE MEDAL

Pattern # 4

1. Start at A.
2. Trot to B.
3. At B, turn left and trot a teardrop around C.
4. Trot to B and stop. Back six steps.
5. Turn 360-degrees on haunches.
6. Walk to B stop.
7. Set-up for inspection.
8. After inspection, judge will ask a question about the parts of the horse.
9. Exhibitor is excused to line up.



Cones should be 30' apart

Rider # 225

Comments: No trot at the start. Work on  
pivot.

---



---



---



---

Medal Awarded: YES  NO

W H

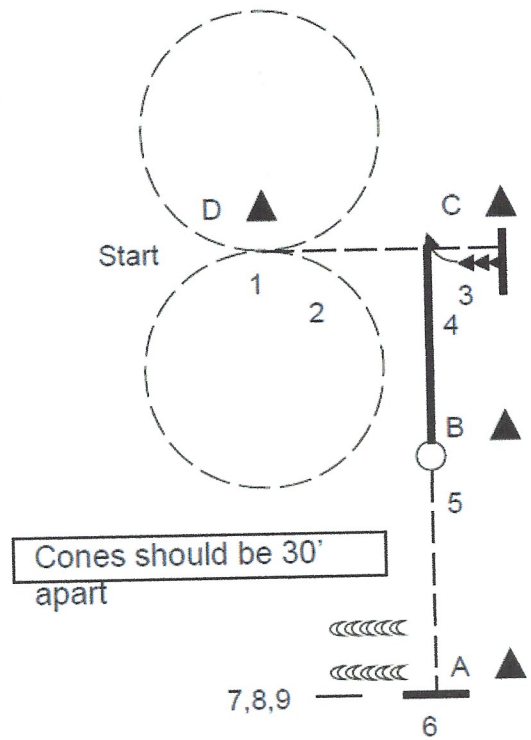
Judge's Signature

SHOWMANSHIP

SILVER MEDAL

PATTERN #4

1. Start at D.
2. Trot a figure eight, to the right first, with circles being about 30' in diameter. Continue trotting to C.
3. Stop at C. Back three steps. Turn 90-degrees on the right forehand.
4. Walk to B. Stop. Turn 360-degrees on the haunches.
5. Trot to A. Stop.
6. Side pass about five steps to the right.
7. Set up for inspection. After inspection, pick up forefoot judge directs.
8. Judge may ask a question.
9. Exhibitor is excused to line up.



Rider # 315

Comments: Nice  
\_\_\_\_\_  
\_\_\_\_\_  
\_\_\_\_\_  
\_\_\_\_\_

Medal Awarded: YES  NO

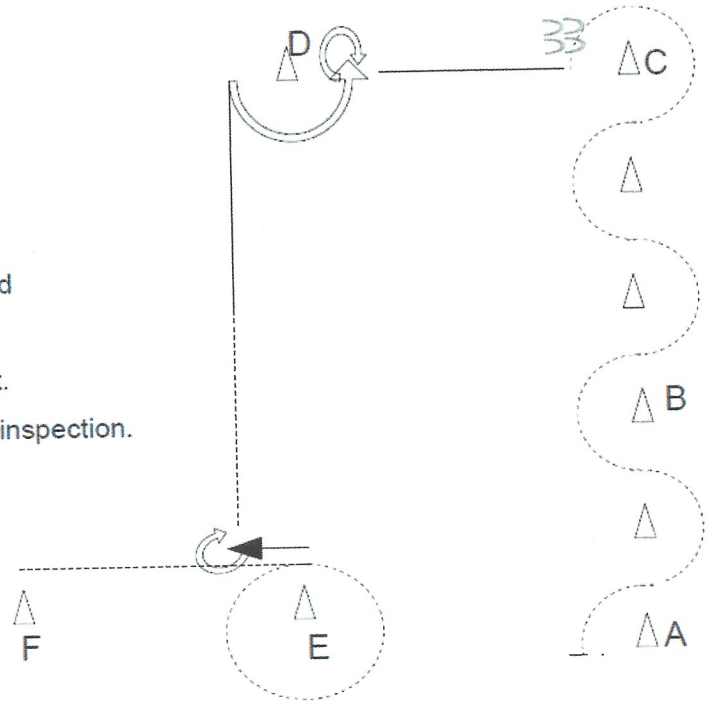
W H  
\_\_\_\_\_  
Judge's Signature

SHOWMANSHIP

SUPREME AWARD

PATTERN #4

1. Begin at cone F.
2. Trot to cone E, trot a circle around E, halt.
3. Back 6 steps, halt, perform a 270 haunch turn, halt.
4. Move to off side, trot halfway to cone D, at halfway point transition to walk, walk to D and halt.
5. Back a half circle around D, perform a 270 forehand turn, move back to on side.
6. Walk to C, halt, sidepass four crossovers to the left.
7. Trot off, serpentine cones. Halt at A and set up for inspection.



Rider # 323

Comments: old pattern

Point Awarded: YES

NO

[Signature]  
Judge's Signature