

King County 4-H



Horse Program Rule Book

2023-2024 Edition

Table of Contents

SECTION 1:

page

5	Rule Change Summary: 2023-2024
6	General Rules for All Horse Projects
6	Definition of a Project Horse
6	Declaring Project Horses
6	Record Books
7	Deadline for Direct Control of Project Horses
7	Exhibitor Numbers
7	Ribbons and Awards
7	King County 4-H Horse Show Start and End Times and paperwork requirements
8	Medical Release Form
8	Unacceptable Behavior
8	King County Helmet Safety Policy
9	Volunteer Expectation
9	PERFORMANCE
9	General Rules
10	Showmanship
11	EQUITATION CLASS APPOINTMENTS
12	Bareback Equitation
12	Hunt Seat Equitation
13	Stock Seat Equitation
14	Saddle Seat Equitation
15	Trail Classes
17	IN HAND EVENT CRITERIA
17	Driving
21	In Hand Over Fences
22	In Hand Trail
23	Longeline
23	Ground Driving
24	WALK/TROT PROGRAM
25	GREEN HORSE PROGRAM
27	DRESSAGE
34	OVER FENCES
38	WESTERN GAMES
41	JUDGING
43	Horse Bowl Contest
43	Hippology Contests
43	Groom Squad Contest
47	KING COUNTY FAIR/STATE QUALIFYING EVENT: Rules and Requirements
47	Requirements to Exhibit at the King County Fair/Qualifying Event
47	Special Requirements to Exhibit in Over Fences Classes
47	Fair/Qualifying Event Entries
48	Horse Substitutions
48	Classes Offered at the King County Fair/Qualifying Event
50	Barn Rules for King County Fair/Qualifying Event
52	Guidelines for Exhibitors
52	Guidelines for Parents and Leaders
52	Guidelines for Herdsmanship
56	STATE FAIR
56	General Overview of State Fair Qualifying
57	Satisfactory Participation
58	Mandatory Events
58	State Jackets
58	Blue in Showmanship

- 58 State Fair Qualification for Performance Division
- 59 State Fair Qualification for Dressage Division
- 59 State Fair Qualification for Western Games Division
- 60 State Fair Qualifying Classes
- 61 State Fair Agreement for Horse Project

SECTION 2:

- 63 4-H Horse Program Administration
- 63 4-H In Brief
- 63 4-H Dress Code
- 63 Guidelines and Rules
- 64 Horse Program Committee
- 65 Project Objectives
- 65 Committees
- 66 Protest/Grievance Process
- 67 Protest/Grievance Form
- 68 Guidelines for Drill Team
- 71 Historical Rule Changes 2022-2004
- 83 Rule Change Submission Form

IMPORTANT ADDITION TO THIS BOOK

Discipline information from the PNW Contest Guide has been added to this book to give our King County members a single, broader rule book resource. Statements in this book pulled from the Contest Guide will be displayed in this font (Times New Roman). No further label will be stated for this information. For official judgements the actual PNW Contest Guide must be used, the addition of this information to the King County Rule Book is a courtesy to make the information easier to find.

SECTION 1:
King County 4-H Horse Program
Rules and Guidelines

“A blue ribbon 4-Her
with a red ribbon project
is more desirable
than a red ribbon 4-Her
with a blue ribbon project”

Rule Change Summary: 2023-2024

1. The Novice Program has been replaced with the Walk/Trot Program, which will be danish only, no cross entry within all discipline classes. No special numbers required.
2. The Green Horse program has been "cleaned up" to allow any age horse and will be a danish only program.
3. The Dressage Letter of intent has been replaced with an online Google Form to make it both easier for members to complete and for the medals chair to receive info to record.
- 4.

Rule Change Summary: 2022-2023

1. Points required to earn a Supreme Award are reduced to 3 points in all classes.
2. Juniors are now eligible to qualify for and earn medals.
3. The "24 hour" rule; where a member must wait 24 hours after qualifying for a medal to attempt their bronze medal is removed. Member may now try for their bronze at the same event as they qualified as long as the medals class happens after the qualification. No adjustment of the Bronze class in the schedule will be made to accommodate the new qualifiers attempt.
4. Judging, Public Presentation and Record Books are now up to the leader to decide if their club will require for participation at the State Qualifying Event.
5. Both a blue and a return blue will qualify a rider for the Championship class.
6. Chaps are now allowed in Western classes, they are not allowed at the state level.
7. Novice program is limited to 1 year

General Rules for All Horse Projects

Definition of a Project Horse

The definition of a project horse is found in *the PNW 4-H Horse Contest Guide*. A member may own the horse or horses used in 4-H projects. A member may also lease, partial lease, care lease, free lease, borrow, rent, share or use a horse owned by someone else. When a member's project horse is owned by someone outside his or her immediate family, he or she should have a written agreement with the owner of the horse in which the owner of the horse gives permission for the 4-H member to use the horse for 4-H project activities including the county and state fairs (if applicable). Additional items may be covered in the written agreement including but not limited to: lease fees, payment terms, costs to be paid by owner, any restrictions on use, any special care needs, standards of care, veterinarians or farriers to be used, grounds for terminating the agreement. A copy of the written agreement should be included in the member's record book and attached to the horse certificate.

Declaring Project Horses

In King County, project horses are declared by submitting a 4-H horse certificate (CO233) to the horse program permanent number coordinator. Horse certificates must be signed by the member, parent, and leader. Permanent number coordinator should sign as assigned representative. Horse certificates can be added at any time during the year and should be on file for all project horses that a member might potentially show at a 4-H show or event. Permanent number coordinator will make master file of horse certificates available to leaders on a regular basis, and leaders will be responsible for removing inactive horses and members from the files.

In order to be eligible to show at the State 4-H fair, a project horse certificate must be on file with the permanent number coordinator by April 1st of the current project year.

If a member needs to add an additional horse or replace a project horse between April 1st and the county fair/qualifying event entry deadline, he or she can do so by filing a horse certificate with the permanent number chairperson. A permanent number will be assigned, and the horse may be entered in qualifying shows. If the member wishes to enter the horse in the county fair/qualifying event, he or she may do so provided all the other requirements for entering the horse in the county event are met. Horses added after the date of record are not eligible for state competition.

To be eligible to compete in the medals program a rider must have a horse certificate on file for their project horse by April 1st.

Exhibitor's Age

For showing purposes a 4-H'er's grade determines their division. Youth in the 3rd grade who have reached their 8th birthday by the January 1st of the current 4-H year are eligible to enroll. Junior is 3rd, 4th and 5th grades. Intermediates are 6th, 7th and 8th grades. Seniors are 9th, 10th, 11th and 12th grades. Youth who have reached their 19th birthday before January 1st of the current 4-H year are no longer eligible for membership. Cloverbuds may enroll and are ages 5-7. They may participate in all events except handling or showing horses.

Record Books

King County 4-H members participating in the horse project are encouraged to keep a record book that includes records for all their project horses. These can be found on the website.

All horses shown at 4-H shows and exhibit activities including the King County Fair/qualifying event are to be project horses. **If there is a question as to whether or not a horse is a 4-H project horse, the member's record book will be the primary source of documentation.**

Deadline for Direct Control of Project Horses

Project horses must be under the "direct control" of the member from **April 1st** of the current project year to be eligible for 4-H shows, including the King County Fair. "Direct control" is defined to mean that the member has primary responsibility for the horse's care and training and that the horse is not being ridden by a professional trainer after **April 1st** of the project year. A professional trainer who is instructing the member may mount the horse for a brief period to demonstrate a concept or address a safety issue. Also, horses shared by family members who are not professional trainers may be ridden for recreational purposes by other family members during the 4-H year. More than one 4-H member may share responsibility for care and training of the horse. This requirement does not prevent members from boarding their horses in "full care" facilities.

When a horse is leased by a 4-H member for use in 4-H competition, the horse is not to be trained or competed by any non 4-H members for the period of time from the direct control deadline through the county qualifying event (state fair event if member qualifies for state and plans to attend). Exceptions are to be made for horses that are regularly used in school/lesson programs; these horses may be shown by other riders who are not 4-H members and who are not professional trainers.

Exhibitor Numbers

All enrolled 4-H horse exhibitors will be assigned an exhibitor number for the current year's show season. Numbers will be assigned when a master list of all club members is available. Each leader will receive a master roster. Each exhibitor will be asked to provide the number to the show secretary when signing up for a show. It will also be the exhibitor's responsibility to produce a printed number to wear on his or her back or saddle pad. The recommended print format is a black number on white card stock printed in Arial Bold font size 312.

Ribbons and Awards

All medal qualifying performance classes must be Danish placed. Performance medal qualifying classes include Showmanship, Stock seat equitation, Bareback equitation, Hunt seat equitation (flat), Trail, Saddle seat equitation, Equitation Over Fences, Reining, Reinsmanship, and Dressage. Awarding of actual Danish flat ribbons and American placing rosettes is optional and at the discretion of show management. Danish percentages are as follows: White 69% and below, Red 70%-84%, Blue 85%-91%, High Blue 92%-100%.

Series Awards

Criteria for any awards or prizes which recognize member achievement at more than a single show, event or contest and which are to be paid for using King County 4-H Horse program funds shall be announced to the general membership prior to any events or activities which might be counted towards qualifying for the award. Award criteria may be announced at the monthly program meeting, on the web site, or via group email list.

King County 4-H Horse Show Start and End Times

and paperwork requirements

All 4-H horse shows will be conducted from not before sunrise to not after sunset (as defined by the National Weather Service) unless held in a well lighted arena. If a lighted arena is used, then all controllable elements will remain constant for the entire class (i.e. lights are to be turned on before the class starts not just when it is getting dark.)

Clubs that hold King County 4-H shows have 5 days from the end of their show to submit a complete show packet to the Medals Chairperson and State Fair Teams Coordinator. Or that club will pay a fine of \$100 to the horse program.

Medical Release Form

Every exhibitor must have a medical release form filled out and signed to show at 4-H shows or to attend the King County Fair/qualifying event. This form is to be included with show premiums and fair entry forms.

Unacceptable Behavior

Any individual who exhibits unacceptable, unsportsmanlike, disruptive, or unsafe behavior such as swearing or abuse to others or animals will be immediately and without warning asked to leave the premises by show management or fair management. Clarification of the Unsatisfactory Rule: If a member has been warned and notified of the event(s) or action(s) that are unsatisfactory by their leader or management and that their behavior can earn them an Unsatisfactory if the behavior continues.

1. The leader completes an Unsatisfactory letter providing witnesses to the behaviors.
2. They turn the letter in to the event manager, Superintendent or VP.
3. Exec board and above witnesses meet to discuss the issue at hand.
4. After the meeting the issues are discussed with the member and they are given the letter to sign.

If they refuse to sign the letter they lose the opportunity to participate in the next county or state fair. If they are not present to sign the letter then communication must be provided via text or email to show that they were warned that they will receive the unsatisfactory if their behavior does not improve, and that they understood the consequences of their actions. If negative behavior continues and the management deems it necessary to award the member the Unsatisfactory then they will be informed of that and they will lose the privilege of participating in the next county or state fair. Behaviors consistent with this include but are not limited to: refusing to participate fully in herdsmanship duties, disrespect, violence (or threat of violence) towards others or animals, repeated foul language, any unsportsmanlike conduct or vandalism. If the behavior is severe enough the committee could vote to immediately award the Unsatisfactory, but only for VERY severe actions. A member can not be given an unsatisfactory at the county fair level because of the behaviors of their parent or guardian.

King County Helmet Safety Policy

As mandated by the Washington State 4-H program, King County Horse Project horse members will all be required to follow the state 4-H policy on equestrian helmets (see EM0758E). This policy states that:

All Washington 4-H youth participating in all equine projects and activities must wear ASTM and SEI approved headgear when riding or driving. The headgear must have a chinstrap and be properly fitted. Additionally, all equestrians (including adults) are strongly encouraged to wear protective headgear at all times when riding or working around horses.

Volunteer Expectation

The King County Fair Horse Show/qualifying event, King County Education Day, program fundraisers, program sponsored Performance shows, program sponsored Gaming shows and other horse program events are planned, managed and staffed entirely by volunteers. Volunteers are usually horse project club leaders, 4-H alumni, members of the horse community and parents, friends and relatives of horse project members.

It is expected that a parent, guardian, relative or other responsible adult associated with each 4-H horse project member enrolled in the King County Horse 4-H Program will provide approximately one half day of volunteer service at one of these events per year. This does not include volunteering at the show your exhibitor is participating in. Families with 4-H members in their first year of showing will not be expected to volunteer at shows or during times when the first-year member is exhibiting; however, they are encouraged to assist with other events and/or at shows where the member is not exhibiting.

The intent of this policy is to set an expectation for volunteer service to the horse project. Club leaders should make parents aware of both the expectation and volunteer opportunities.

Approaching the Judge

No parent, guardian or 4-H member shall approach the judge until all judging has concluded for the show or section. This excludes any adult that is working in a management capacity. But said adult will refrain from discussing individual riders or ask questions of the judge that should be heard by the entire class. Those breaking this rule will get their rider disqualified. At no time are videos to be used as evidence to influence the judge's decision.

Performance Class Rules

Rules contained in the *PNW 4-H Horse Contest Guide* apply to all 4-H horse shows in Washington State. In addition, the following rules will apply for 4-H horse shows in King County:

General Rules

All 4-H members, leaders and parents are responsible for making sure the exhibitor is on time and checked in when his/her class is called and for making necessary changes prior to scheduled classes.

There will be no tack checks, it is the responsibility of the exhibitor, and their parents or guardians to make sure their tack and attire is correct, legal and safe. All Tack/Safety check lists are posted on the website so members know what to look for.

Patterns may be provided by the judge or show management. If patterns are provided by show management, it is recommended that they be made available to exhibitors at least three days prior to the show.

Medals judges for performance classes must meet one of or more of the following criteria:

- o Appear on the PNW 4-H Horse Judge's list
- o Hold a current Washington State Horsemen judge's card
- o Hold a current USEF or breed association judge's card

Proof of eligibility may be required. Judges who do not meet the criteria above must be approved by the 4-H Horse Committee. Once a judge has been approved, further reviews will not be required in subsequent years.

Class Size Limit: Rail Classes

For any class where rail work is performed, the number of riders in the ring at any one time is limited to a maximum of 15. Exhibitors in excess of 15 should not be waiting in the center of the arena while other riders are working on the rail. Show management has the option to hold multiple classes and place/award ribbons to each class or hold lots with the top performers returning for a championship class. Show management should also consider the size of the arena and voluntarily reduce the class size below 15 if space / conditions warrant a limitation.

Showmanship

Per EM0758E Washington State 4-H Youth Development Program Policy, showmanship is a required educational activity at shows, qualifying events and fairs. In King County, each horse and rider combination must participate in two showmanship classes to be eligible for county fair or equivalent qualifying event. Showmanship medals classes count towards these required two classes. Exhibitors who receive a Blue Danish placing at a qualifying show or at the qualifying event will be given preference in state fair qualifying. Artificial grooming aids, i.e. hoof black, show sheen, etc. are optional.

Scoring

100 points total

- Member - Neat and clean, properly dressed, prompt an alert, confident (poised), courteous - 25%
- Animal and Equipment - Animal clean and brushed, in good condition, feet cared for. Halter and lead fitted, equipment clean and safe - 25%
- Showing the animal - Following directions, leading, turning, standing, backing, stopping, showing to advantage, controlling on lead and in line, attention in line - 50%

Equipment

- Halter or bridle
 - You may show your horse with a safe, properly fitted halter or show bridle (only English may use a bridle), each complete with a throatlatch. You may use a bridle when it is appropriate to breed, attire or both. If you show with a double bridle, you may use either the snaffle or curb reins for leading. The other set of reins is put over the neck near the withers. The halter and lead should be leather, rope or webbing. The lead should be 6-10 feet long. Be sure the lead is long enough to allow picking up a hind foot.
- Chain
- For safety or control, using a chain under the chin or over the nose is permitted but not required. If used, the chain must be attached and used properly. A chain approximately 15-24" is long enough. You may run the chain through the ring on the side of the halter or through the ring on the bottom, then over the nose or under the chin to the other side. With a very long chain, you may run the excess up the off cheek. If your chain is too long, it may be doubled back through the bottom ring and snapped back to itself. In all cases, the snap should face out. When leading your horse, do not put your hands on the chain.
- Whips and/or bats are not allowed.
- The exhibitor may not wear spurs or western chaps, half chaps are allowed for the hunt seat exhibitor when wearing short jodhpur boots

Judging requirements

Horses should be well groomed, clean, and clipped according to breed. The horse should also be well-trained to the required routine and well-mannered so that it stands quietly, but alertly, while in the class.

Exhibitors will be asked to demonstrate their ability to lead, turn, set up, and move their animals as the judge requests. Additional tests, as listed, may be asked.

The following principles always apply:

- The individual tests must be performed with the official in the same relative position to each exhibitor.
- The exhibitor shall not stand directly in front of the horse.
- Use of the quartering system is required.
- Horses may be shown, trimmed, and groomed according to breed type.
- The exhibitor shall not touch his or her horse except when executing a requested test that allows touch (for example, sidepass and turn on the forehand) or to smooth the mane or forelock if the judge's inspection has disturbed the grooming. Tails do not need to be smoothed.

Tests:

- Back
- Sidepass, the exhibitor may touch the horse
- Turn on haunches (need forward motion)
- Turn on the forehand (need forward motion), the exhibitor may touch the horse
- Lead at the walk or trot from either side
- Pick up the feet
- Stop and set up, square and balanced, or according to breed standard. Do not change hands to set up
- Answer questions from project materials
- Perform a circle at a walk or trot

EQUITATION CLASS APPOINTMENTS

Scoring

100 points total

- Member and appointments - Clothing, equipment, courtesy, poise - 15%
- Seat and hands - Seat, posture, head, legs, hands, balance, distribution of weight, aids - 35%
- Performance - Standing, starting, walking, jogging or posting trot, figure 8 or equivalent at lope or canter from walk, stopping, turning, backing, general control - 50%

Gaited horses that pace, slow gait, fox trot, singlefoot, rack or perform a running walk may be worked with the class, adjusting their speed to conform to the other horses. When riders are asked to post the trot on the rail or in a pattern, the intermediate gait is acceptable if that is the breed standard. However, if all other aspects of the performance are equal, a rider posting correctly will be given preference.

The member will be judged on correct posture, smooth gait transitions, and effective use of aids, with special emphasis on light hands. The performance of the horse is not to be considered more important than the methods used by the rider in obtaining the performance.

The member, horse, and equipment may be inspected at any time during the contest. Members using unsafe equipment may be asked to leave the ring.

- Tests:
 - Regular or extended walk
 - Regular or extended jog, trot or intermediate gait. (In Western riding, the rider may sit the trot or lead slightly forward, keeping contact with the thighs, with more weight in the stirrups and the seat coming slightly out of the saddle. In either case, the rider must demonstrate an extended gait.)
 - Lope or canter (on the correct lead or a counter canter)
 - Hand gallop for Hunt Seat, extended canter for Saddle Seat, or extended lope for Western
 - Perform figure 8, serpentine, circles, straight lines, or other specific patterns at any of the above gaits
 - Simple, interrupted or flying lead changes
 - Ride without stirrups or irons and drop and pick up stirrups or irons
 - Haunch or forehand turn (needs forward motion)
 - Sidepass or two track
 - Transition from any gait to halt followed by “on the buckle” or loose rein
 - Change of diagonals
 - Pick up the reins (Address reins) (Saddle only and only in line)
 - Back up
 - Stand for inspection
 - Rollbacks (Western only)
 - Mount and dismount (juniors may not be asked to mount)
 - Balanced stops
 - Answer questions from project materials

Bareback

Exhibitors may be asked to perform any test listed under equitation. Western riders must sit the jog or intermediate gait. English riders must post the trot on the correct diagonal. No mount or dismount is allowed. Required tack and attire will follow the appropriate seat the exhibitor is riding.

Hunt Seat Equitation

Attire

- Required
 - Ratcatcher, long sleeved tailored shirt closed at the neck, or turtleneck shirt. Shirts are tucked in
 - Hunt coat if short sleeved ratcatcher is worn
 - Pants, breeches or jodhpurs
 - Tall hunt boots or jodhpur boots
 - ASTM/SEI approved equestrian helmet
- Optional
 - Hunt coat (conservative colors)
 - Spurs must be English type and used appropriately

- Half Chaps
- Gloves
- Pins or ties

Equipment

- Required
 - Forward seat, close contact, jumping or dressage saddle
 - English bridle with cavesson
 - Snaffle, pelham, kimberwick, full double bridle, or any other English type bit appropriate for the seat
- Optional
 - Saddle pad
 - Breastplates or breast collars
 - Whips or crops may be no longer than 36"
- Prohibited
 - Dropped, flash or figure 8 nosebands
 - Sidepulls and bit converters
 - Double twisted wire and gag bits
 - Martingales
 - Leg boots, bell boots, leg wraps or bandages
 - Saddle seat or western saddle or bridle

Stock Seat

Western clothing and equipment is appropriate in western classes including, but not limited to, Stock Seat Equitation, Trail, Showmanship, Ground Training, Driving, Western Gaming, In Hand Trail and Bareback.

Attire:

- Required
 - Long sleeved western shirt, with any type of collar tucked in with sleeves rolled down
 - Jeans, trousers or western pants
 - Belt, unless loops are not present or covered by another garment (belt loops are optional in Western Games)
 - Western boots
 - ASTM-SEI approved helmet
- Optional
 - Vest, jacket, coat, sweater, jacket with collar
 - Gloves
 - Ties, pins
 - Chaps are allowed in all western classes at county level, only in pleasure and trail at state level
- Prohibited
 - Chaps in showmanship
 - Whips or crops (except in western games)
 - Spurs in showmanship, driving, ground training and in hand trail

Tack:

- Required
 - Any standard western saddle with a horn may be used, but must fit the rider and the horse
 - Saddle pad, blanket or combination
 - Western bridle, including snaffle or bosal (for horses under 5)
 - Most types of western bits are acceptable
 - A snaffle must have a curb strap, curb chain or bit guards
 - Overall length, as measured in the picture below can be no longer than 8.5"
 - Curb straps must be leather or chain and be at least ½" wide and lay flat against the jaw
 - Split or romel reins
- Optional
 - Throatlatches on all bridles are strongly recommended for safety purposes
 - Spurs (if used) must be Western type and must be used properly
 - Hobbles
 - Lariat or riata
 - Breast collar
 - Hoof boots may be used in place of shoes if they are fitted properly. They are not allowed in western gaming
- Prohibited
 - Sidepulls and bitless bridles
 - Cavessons or nosebands
 - Mechanical hackamores, double wire snaffles, slip or gag bits
 - Rolled leather straps
 - Tie downs, martingales, draw reins
 - Tack collars
 - Splint boots, bell boots, leg wraps and bandages
 - English saddle or bridle

Showing Young Horses in Western Classes

Horses 5 years of age and under and not enrolled in the green horse program may be ridden and compete in a snaffle or bosal in all western classes. The only exception is in trail where a bosal is not allowed.

The following will apply as stated in the *Pacific Northwest 4-H Horse Contest Guide*:

- Double wire snaffles are not allowed.
- Snaffles must have a curb strap and it must be below the reins.
- When a bosal or snaffle bit is used, two hands must be used on the reins. Split reins must be held crossing the reins between hands so that both hands are holding both reins.

Saddle Seat Classes

In any Saddle Seat class when a double bridle or pelham is used the 2 reins must be crossed with the snaffle rein on the outside of the curb rein. This is written as a state rule in the 4-H Project Manual where it covers addressing the reins. The reason for crossed reins is as follows: Members are judged, per the Contest Guide, on "effective use of aids, with special emphasis on light hands." The use of the curb rein on the base of the hand is in the extreme leverage position and the opposite of "light" and would be considered an ineffective use of aids. Placing the curb rein in the middle of the hand and moving the snaffle rein to the base of the hand on the outside of the curb rein lessens the leverage and therefore the harshness of the weymouth curb or curb mechanism of the pelham bit. Creating a "light" hand.

All Saddle Seat riders will only be required to perform an interrupted lead change.

Attire

- Required
 - Long sleeved tailored shirt or short sleeved shirt with a coat
 - Tie
 - Jodhpur boots (short)
 - Pants or kentucky jodhpurs
 - ASTM/SEI approved equestrian helmet
- Optional
 - Saddle Suit may be worn, but it must be conservative color and will not be given preference by the judge
 - Day coat
 - Spurs, must be english type
 - Whip, no longer than 48" including lash
 - Gloves
 - Bow tie, pin or flower in the lapel

Equipment

- Required
 - Cutback saddle
 - Full double bridle (curb and bradoon), pelham or breed appropriate bit
- Optional
 - Breastcollar
- Prohibited
 - Dressage, hunt type, all purpose or western saddle
 - Martingale or tie down
 - Bell boots or leg wraps or boots of any kind

Bridle Path Hack

Class Routine

This is a Saddle Seat Pleasure class.

To be shown in a Pelham or full bridle at an animated walk, trot and canter.

To stand quietly and back readily.

To be judged 40% on equitation, 40% on performance with emphasis on brilliance and 20% on manners.

Martingales prohibited.

Trail

Rules

1. Trail is to simulate obstacles you would find on the trail and to be completed by the riders to the best of their ability. The course will consist of 10 obstacles. The safety of horse and rider should be of the foremost consideration in planning the trail course.
2. All obstacles are to be attempted by each horse and rider first (not to exceed 3 times). Then the rider may dismount and lead his or her horse through the obstacles (not to exceed 3 times).
3. All riders will be judged on their ability to complete each obstacle.

4. English or Western tack and saddles must be used. Spurs are optional. Any type of hackamore or bosal is not allowed.
5. Backing through a gate may not be used as a test in Trail class when the gate is metal.

Judging Criteria

The rider will be judged on:

1. Safety, performance, way of going, responsiveness, willingness, and general attitude with emphasis on manners.
2. His/her ability to anticipate the horse's reaction to the obstacle.
3. The degree of attention and calmness he/she maintains in his/her mount.
4. The practical manner he/she negotiates the obstacle, taking into consideration safety aspects.
- 5.

Mandatory dimensions of trail obstacles:

	Mounted	In -Hand
Walk, trot, lope overs	Maximum height 10" 20-24" apart for walkovers 3-3.5' apart for the jog 6-7' apart for lope/canter Spoke style should be set 24" apart halfway no freely rolling poles allowed	20-24" apart for walkover 3' apart for trot overs 10" maximum height
Back throughs	Minimum of 28" wide on ground Minimum of 30" wide elevated Minimum of 32" wide for barrels or cones	On ground only 36" minimum width if handler is inside poles
Sidepass	Minimum of 24" between poles Maximum height of 24"	Minimum of 30" between poles On ground only
Serpentines	Cones minimum of 6' apart Guardrails (if used) 3' to either side Cones minimum 3' apart Guardrails (if used) 6-8' to either side If tall standards are used, dimensions can be looser	Cones minimum of 4' apart for walk Guardrails (if used) 4' from cones Cones minimum 7' apart for trot Guardrails (if used) 4' from cones
Gate	Latch 54-60" high Minimum of 4' wide Rope gate optional	Minimum 4' wide Rope gate optional
Jump	Maximum height 16"	Maximum height 16" Maximum width between standards 12'
Bridge or plank	Must lie flat on ground Minimum of 12" wide for a plank Minimum of 36" wide for bridge	Must lie flat on ground Not to exceed 12" high Minimum 48" wide if handler to be on the bridge
Ground tie or hobble	Inside a minimum 6' diameter circle	Inside a minimum 6' diameter circle
Mailbox	Must be a minimum of 48" from the ground to the bottom of the mailbox	Must be a minimum of 48" from the ground to the bottom of the mailbox

Turn in box	Minimum 6' sides	Minimum 8' sides
Other obstacles you may want to consider	Tie horse properly, pick up horse's feet, carry item, dismount and mount (juniors not asked to mount), walk through brush, walk by a hide or noisy object	Tie horse properly, pick up feet, walk by a hide or noisy object
Obstacles not allowed	Tires, walking on plastic, cinder blocks, fire extinguishers, water boxes with floating or moving objects, PVC pipe, live animals, wire gates, unsafe or unnatural obstacles	Tires, walking on plastic, cinder blocks, fire extinguishers, water boxes with floating or moving objects, PVC pipe, live animals, wire gates, unsafe or unnatural obstacles

IN HAND EVENT CRITERIA

Guidelines for Driving Division

Reinsmanship

- This is the “equitation” of the driving classes and the class used for medals qualification
- Scoring
- This class is designed to test the knowledge and ability of the driver; to be conducted in the manner of an Open Pleasure Driving Class, to be judged as an equitation class on hands, proper harnessing and hitching and correct driving techniques. Tests are required.

100 points total

- Appointments - Proper harnessing and hitching; condition of equine, harness, and vehicle - 25%
- Driver - Handling of reins and whip, control, posture, and overall appearance - 35%
- Performance - On rail and pattern - 40%

Suggested tests that the judge may choose from:

- Back four steps and close back
- Drive a circle of specified size
- Drive a figure 8
- Drive at a strong trot
- Negotiate a simple obstacle (drive between two obstacles at a working trot or halt between two given markers)
- Pivot (turn) with one wheel in place, left or right, 90°, 180°, or 360° at the judge's direction
- Back between two markers
- Drive at a lengthened flat footed walk
- Answer a 4-H driving question posed by the judge

Patterns may include other elements

Precision Driving

Scoring

100 points total

- A perfect score of 100 points is based on a maximum of 80 points for a fault free performance and 20 points for reinsmanship and overall smoothness of the performance. Faults are deducted in 5 point increments from the possible 80, while single point deductions are made from the 20 points.

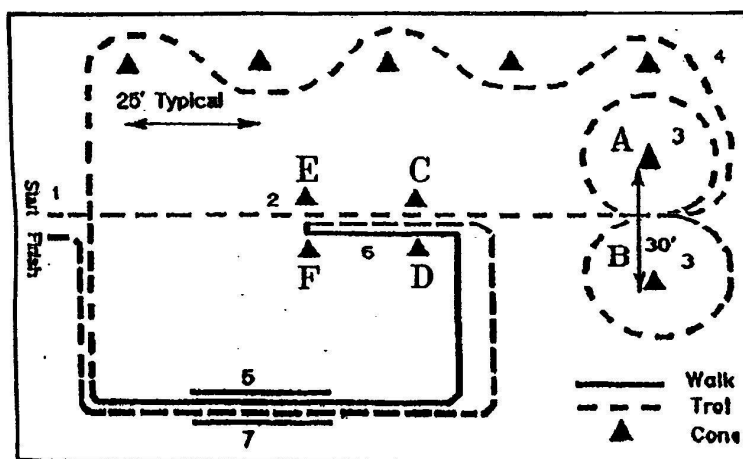
Class procedure

All drivers must submit to an inspection by the judge before starting the course. Competitors will be required to drive over a course consisting of 6 to 8 obstacles. Markers may be used to indicate obstacles (traffic cones with tennis balls on top work well). A course may be set up using only cones with tennis balls if other obstacles are not available. The course will be irregular, necessitating changes of direction.

Measurements

- Markers indicating obstacles will be at least 12" wider than the track width of each vehicle
- Markers must be at least 12" high
- Lanes may be defined by rails at least 3 inches in diameter
- If the course calls for a walk between poles (the vehicle's wheel goes between the poles) the poles must be 6"-8" apart
- If the course calls for a trot between poles (the vehicle's wheel goes between the poles), the poles must be 10" to 12" apart
- Serpentine cones should be at least 27' apart with cones set on a straight line
- Figure 8's should have a minimum of 30' between two marker cones
- Squares should have at least 10' sides
- L-shaped obstacles should be at least 10' wide
- U-shaped obstacles should be at least 10' wide
- Bridges should be a minimum of 8' wide and 12' long with cones at all four corners (minimum 4' ramp up, 4' flat surface, 4' ramp down)

Course #1



Course #2:

- Enter at a trot/intermediate gait.
- Trot/intermediate gait through the two pairs of cones- 10 feet square.

Table of Faults

1 fault	Displacing marker
1 fault	Each hoof outside marker
1 fault	Wheel outside marker
1 fault	Cantering, each time
8 faults	Not completing an obstacle

Refusals (cumulative, through out the course)

3 faults	First refusal
6 faults	Second refusal
Elimination	Third Refusal

Elimination

Failing to pass through start and finish markers
 Receiving outside assistance
 Taking any obstacle out of order (off course)
 Showing an obstacle to the horse

- Trot/intermediate gait a figure 8, "B" then "A".
- Trot/intermediate gait the serpentine of 5 cones.
- Walk with right wheel(s) between poles (6-8 inches apart).
- Walk to top of four cone square (C-D-E-F), pivot 90 degrees to the right, back to furthest pair of cones (E-F), stand 10 seconds, trot/intermediate gait out.
- Trot/Intermediate gait with left wheel(s) between poles.
- Exit at a trot/intermediate gait.

Pleasure Driving

Scoring

100 points total

- Appointments - Fit, condition, and appropriateness of harness and vehicle - 10%
- Driver - Handling of reins and whip, control posture, and neatness of attire - 30%
- Performance - Manners, performance, condition, style and way of going - 60%

Class procedure

Drivers enter and line up a safe distance apart, with headers, for inspection by the judge. Drivers proceed at the direction of the judge on the rail and work both directions of the ring at a flat footed walk, slow trot/jog, working trot/jog, and strong trot. The reverse will be executed on the diagonal at a walk or working trot from a designated corner at the direction of the judge or ring steward. Drivers line up according to instructions by the judge or ring steward. Horses must stand quietly in line.

Mares and geldings only. To enter the ring in harness at a trot/intermediate gait. To be shown at a flat-footed walk, working trot/intermediate gait and trot on/increased intermediate gait (extreme speed to be penalized) both ways of the ring with emphasis on the flat-footed walk. To stand quietly and back readily.

Driving Criteria

Vehicle Requirements

Classes are open to any suitable two or four wheeled vehicle (except roadster bike, viceroys and racing sulkies), to single animals, pairs or tandems; to horses, ponies, mules and hinnys, unless otherwise stated. Vehicle to have footrest, a minimum of 10 inches front to back, securely fastened. Shafts should be equipped with stops, trace carriers, and single tree or trace hooks.

Harness

Recommend light harness (Kay collar or breast), color and type suitable to vehicle. Optional: Type of bit (snaffle, Liverpool, buxton), blinkers or no blinkers, over- or side-checks, or no checks, running martingale, and method of holding reins. Handholds, loop reins or buttons are permitted. Thimbles prohibited. Quarter boots prohibited.

Appointments

Conservative attire. Helmet, whip (carried in right hand) and gloves (color optional) required. Riding attire acceptable, apron optional. Proper footwear: boots (oxfords for driving)

Gentleman Driver: sport coat and slacks, suit (Western cut acceptable).

Lady Driver: Sport jacket, slacks, skirt (daytime), dress, pant suit.

Groom/Header: Traditional horse show attire, or approximately knee length duster; no apron or whip.

Entrants may be penalized or disqualified for deviation from listed appointments. A person who is unable to carry a whip may obtain special permission from the Steward to drive without one.

Headers

Headers are optional at the exhibitor's choice and may ride with the driver. Headers may not touch the animal, or speak to the driver, except in case of emergency.

Gaits

1. Walk – Flat footed, brisk and ground covering
2. Walk on – extended walk
3. Working Trot/Intermediate Gait
4. Trot On/Increased Intermediate Gait – faster, well balanced with longer stride

All hitches must back. The judge may call for only gaits listed in the specifications. Collected and/or extended gaits may be called for in a championship class.

Reverse

Reverse to be on the diagonal at the walk or working trot and directed by the ring steward or judge.

Breakdowns

Allowed five minutes for repair.

Division of Classes

In a standard size ring (100' x 200') classes with an entry of 12 or more at the beginning of the class must be divided. In smaller rings, the maximum is 9, in larger rings the maximum is 15. Four to six from each section may return for final judging. When necessary to divide a class, the first division will be equitable by the size of animals. Slower moving animals are encouraged to work "off the rail" or "on the inside track." Judges are to discourage lack of manners among exhibitors.

Dressage Ring

Size shall follow AHSA rules as closely as possible.

Pleasure Foot

Animals must carry a pleasure foot in accordance with breed or apparent breed specifications.

Additional Classes

Dressage Driving

To follow American Driving Society Rules. Tests used to be taken from the ADS Rule Book of the year prior to the current year. Test used must be stated in the premium list and made available to exhibitors. Exhibitor selects the test on the entry form. Checks: "Side", "Over" or no checks are allowed.

Driving Games

(Pole Bending, Cloverleaf Barrels, Idaho Figure Eight and Keyrace)

One award for these four games. To be judged according to the current Washington State 4-H Rules

In Hand Over Fences

ELIGIBILITY: Participation is limited to equines (hereinafter "horses") not exceeding 14.1hh. Horses are required to be a minimum of three years of age to compete. Exhibitors must maintain control of their horse at all times. Unsafe participants will be dismissed and disqualified at any time. For administrative purposes, the class will be designated as a Harness Driving Class.

ELIGIBILITY AT FAIR: If this class is offered at our King County Fair or State Qualifying event: In order to participate in Hunter In Hand at the King County Fair or State Qualifying event, the horse/exhibitor combination must have successfully completed at least one Hunter In Hand class at a King County 4-H Show with in the 4-H year.

TACK: Chains may be used but must not be placed in the horse's mouth or over the horse's nose. An approved helmet is required. Otherwise, showmanship-appropriate tack and attire are required (western attire is permissible if the exhibitor is showing in Western attire in other classes). Whips are not permitted. Violation of these rules will cause disqualification for the class.

COURSE DESIGN: All courses for Hunter In Hand must be posted at least one hour prior to the scheduled time of the class. Judge(s) shall walk Hunter course with designer and exhibitors. Course diagrams must show with arrows the way of go, and all jumps are to be numbered on the diagram in the order of sequence. A start and finish line must be established at least twenty-four feet from the first and last obstacle possible, indicated by two markers at least four feet apart. Horses (exhibitors optional) must cross the line in the proper direction to start and compete the course. Horses must stay within the course boundaries as outlined by the parameters of the arena. There will be a minimum of four obstacles, and horses are to make a minimum of six jumps and a maximum of eight jumps. Hunters must demonstrate at least one, but no more than four changes of direction.

Jumps for hunters will be made of 1-1 1/2" schedule 40 PVC piping or other suitable lightweight material with jump cups, not to include pegs, nails, bolts, etc., or atop cones, markers or other suitable objects. All jumps must be collapsible. Brush and other decorations may be placed beneath jumps and may not exceed a spread of eighteen feet between jumps, with the exception of an in and out. In and outs should be set approximately twelve feet apart. Post and rail jumps should, but are not required to, have a ground pole. All jumps, including jump-offs, are to be a minimum of twelve inches and a maximum of twenty-four inches in height. Any decorations or jump wings must not protrude more than twenty-four inches from the uprights. Jump standards may not exceed forty inches in height.

A CLASS PROCEDURE: A supervised warm-up jump may be offered for a short time before the class begins, and the warm-up jump may be one on the course or provided off the course. Hunters are to be judged on a style, manners, and way of going with preference given to those horses that cover the course at an even pace, with free flowing strides, as in a brisk trot or canter, but must maintain the same gait throughout the course. Circling once upon entering the ring and once upon leaving the ring is permissible. Charging fences or not maintaining the same gait throughout the entire course shall be penalized. Upon completion of the entire class over jumps, finalists will be trotted past the judge for a soundness check. Horses shall not be required to re-jump the course. Baiting of horses to encourage an animal to perform any of the jumps is not allowed. Baiting in a Hunter In Hand class is grounds for a disqualification.

In and out is considered one obstacle and scored as such. Refusal of one element of an in and out requires the retaking of both elements. In and out must never be placed at the beginning of the course.

CAUSES FOR ELIMINATION

- 3 refusals
- Off course
- Crossing your own path, as in circling between fences, not as in retaking a fence from a refusal or when following a course design)
- Fall of horse or exhibitor
- Jumping of obstacle by exhibitor
- Failure to meet tack requirements
- An unsound horse (as determined by show management or the judge)
- Jumping of an obstacle before being reset

- Failure to pass through the start and/or finish cones and/or knocking such cones over

MAJOR FAULTS TO BE SCORED

- Knockdowns
- Touches
- Refusals
- Bucking or kicking
- Spooking or shying
- Wringing of tail
- Showing an obstacle to horse
- Not maintaining an even pace

Trail In Hand

1. Open to horses and ponies. This class is open only to horses and ponies not being ridden in any other classes.
2. To be shown over and through obstacles similar to Trail.

Attire

- Required
 - ASTM/SEI approved equestrian helmet
 - Appropriate attire for English or Western
- Prohibited
 - Spurs
 - Chaps

Equipment

- Required
 - Halter with throatlatch and a leadline, suitable for the horse
- Optional
 - Correctly attached chain, only if used properly
 - Boots, bandages or both on the horse
- Prohibited
 - Bridle
 - Whips or crops

Course

- The course will be designed so that exhibitors can move quickly and smoothly between obstacles. The course should contain 6-10 obstacles and should be designed to be completed in less than 5 minutes. Care should be taken so that there is no advantage to either a large or small horse. The course should be designed to be suitable for all breeds and sizes.

Obstacles

- Obstacles can be generally the same as for a standard trail class, except lope/canter obstacles are not allowed.

Disqualifications

- Horse gets loose
- Extreme disobedience

Longeline

1. Open to horses and ponies of any age. This class is open only to horses and ponies not being ridden in any other classes.
2. Horses are to be properly groomed for show.
3. Horses must be kept under control at all times. If not, judges may deem it necessary to disqualify a contestant.

Class Routine

Exhibitors shall show their horses individually. Exhibitors shall enter the ring and proceed at once unless they specifically request a three minute warm-up.

A sturdy halter and/or lunge cavesson is recommended. Whips are optional. Horse shall work easily and freely (without pulling) at a distance of 20-30 feet from exhibitor. Miniature and small ponies shall work at a distance of 15-20 feet from the exhibitor. Bits are optional.

Exhibitors are to lunge their horses at a walk, trot and canter at the request of the judge. Approximately four times around in each case, reverse and repeat.

Exhibitors will be judged on horse's manners and responsiveness, amount of control and general methods used in performance.

Dress

Exhibitors are to dress in appropriate Western or English attire. Attire must be neat and clean.

Ground Driving

1. Open to horses and ponies of any age. This class is open only to horses and ponies not being ridden in any other classes.
2. Horses are to be properly groomed for show.
3. Horses must be kept under control at all times. If not, judges may deem it necessary to disqualify an exhibitor.
4. No restriction on equipment other than exhibitor must have driving lines and snaffle bit, halter or bosal.

Class Routine

1. Exhibitor may be requested to execute a driving pattern as the judge may request. Excessive tension on reins will be penalized. Horse must be responsive to light handling.
2. Tests from which judges may choose are:
 - Circle to right and left at walk and trot
 - Serpentine at walk and trot
 - Figure eight at walk

Dress

- Exhibitors are to dress in appropriate Western or English attire. Attire must be neat and clean.

Halter Classes

The halter division is divided into four sections. Each section shall be judged. Horses or ponies shown in 1, 2, and 3 below may not be entered in riding classes.

1. Foal of the current year (mare permitted in arena with handler)
2. Yearling
3. 2 Year olds
4. Broodmares (foal permitted in arena with handler)

Walk/Trot Program

This program is to allow members to advance into the canter/lope at their own speed. Allowing the rider to gain confidence and build their horsemanship skills in a safe environment without the pressure of having to canter/lope earlier than they should. There is no "graduate out" with the Walk/Trot program. If a rider felt they moved to their age division class too soon after trying it at a show they may go back to the Walk/Trot classes. Sometimes the show experience can be more stressful than riding at the barn and it's hard to know where your comfort level is until you're in the class.

Try new things! As an example; a rider has moved into their age division classes riding western. After a bit they want to try english, but they are nervous about the new and different saddle. So they start out in the English Walk/Trot class. This is a perfect example of how this program can help build confidence in our members.

- Members are free to enter walk/trot classes at their discretion.
- Members do not have to "stay" in the Walk/Trot program. They may try age division classes whenever they feel ready
- Leaders are encouraged to be involved in the process
- This will replace the Novice Program
- Walk/Trot is a class designation:
 - It will be walk/jog in western classes
 - It means a simpler pattern for Showmanship and Trail
 - All tack and attire rules for each discipline still apply
- Walk/Trot classes will be offered for:
 - Showmanship
 - Stock Seat
 - English
 - Trail
 - Bareback
- Riders cannot cross enter within the discipline
 - Example: a rider may not enter Walk/Trot Western classes and their age division Western classes at the same show.
- Only Danish ribbons will be awarded to those entered in the Walk/Trot classes
- 1st through 8th placings will not be awarded in Walk/Trot classes
- Rail classes will be limited to 11 riders
- All age divisions will ride together
- Riders will not need a specific permanent number to enter walk/trot classes
- No Danish awards from a Walk/Trot class will count towards any kind of medals, highpoint or state qualification
- Riders should not enter walk/trot classes if it's the horse's suitability that is in question, if that is the case then the Green Horse program is a better fit

Green Horse Program

General Requirements

4-H encourages its members to have a "project" horse. Giving the member the opportunity to work with a green horse and participate in the training of the horse can help the rider learn advanced horsemanship skills and helps them feel invested in the animal they are showing. The main goal of the Green Horse program is to allow Intermediate and Senior members the opportunity to show the horse they are training, giving them valuable ring time and additional experiences to mold them into a safe, reliable horse with a sound mind and willing temperament.

Members may participate in the Green Horse Program if:

- The member is in the Intermediate or Senior age group
- The member has had at least one year experience working with a mature, trained horse
- The member has approval of his/her 4-H leader
- The green horse to be used as a project is at least two years old.

Showing in the Green Horse Program

Riders in the Green Horse program will only receive danish awards for their performance. No 1st-8th placings will be given.

Green Horse Project horses are not eligible to compete or qualify for the Medals Program. Danish blues earned with a Green Horse will not count towards the members medals eligibility.

Green Horse Project horses are not eligible to qualify for or exhibit at the State Fair.

Green Horse classes are open only to horses in the Green Horse Program.

The Green Horse program is not limited to a specific aged horse

Green Horse classes are for the purpose of demonstrating the knowledge and skills of the exhibitor. Although the classes provide an opportunity for the green horse to gain experience in a limited environment, the safety of the riders and other horses is emphasized. Dangerous and unruly horses can be pulled from the arena or denied entry in further classes by show management.

Equipment

Tack and attire will follow the requirements for each discipline. See rule book pages:

- Showmanship page 10
- Western page 13
- English page 12
- Trail page 15

For Western classes: Snaffle bits with chin straps or bosals are allowed for any age horse.

The chinstrap should not be so loose as to flop, or so tight that a person cannot get 2 fingers between the horse jaw/chin and the chinstrap. The chin strap should be below the reins on the rings. Direct reining (riding two-handed) is required in western classes if a snaffle is being used. Level 2 leverage bits are also allowed. Gag bits, double twisted wire bits, and advanced (level 3) bits are not allowed.

For English classes: Only snaffle bits are allowed. The snaffle bit is defined as a non-leverage bit with a solid or jointed mouthpiece. The mouthpiece may be covered with latex, rubber or plastic, or it may be uncovered. Twisted wire bits are to be used carefully. Gag bits, double twisted wire bits, and advanced (level 3) bits are not allowed.

Exhibitors in the Green Horse classes may be asked by the judge and/or show management to drop the bridle so the bit can be examined. The judge may eliminate a rider that uses an inhumane bit or uses a bit in an inhumane manner.

Cavessons are allowed and recommended with a snaffle.

Martingales are permissible and recommended with snaffle bits only. Rein stops are required with running martingales.

Protective gear such as, but not limited to, splint boots or bell boots are allowed.

Green Horse Classes

Riders enrolled in the Green Horse Program will be eligible to participate in the following classes:

- **Showmanship**
 - Member must be in control of the horse at all times.
- **Green Horse Equitation and Pleasure**
 - Classes may be divided into Western and English divisions at the discretion of show management.
 - No Green Horse Bareback classes will be offered. All Green Horse classes will be limited to riders/horses registered in the Green Horse Program.
- **Green Horse Pattern Class**
 - Degree of difficulty will be modified for the green horse.
- **Green Horse Trail**
 - Degree of difficulty and number of obstacles will be modified for green horse trail.
- **Over Fences and Dressage**
 - Horses participating in the Green Horse program who are at least five years old may enter in the cross-rails classes and ground pole classes when offered. Green horses of any age may participate in Intro and Training Level dressage classes.

Procedures for Green Horse Equitation and Pleasure Classes

1. Enter the ring in a counter clockwise direction at a walk. The exhibitor must show the horse at a walk, trot/jog, and canter/lope in both directions of the ring.
2. Green Horse classes will be walk/trot, unless the rider has requested the lope/canter.
3. Halt will be asked for only from a walk or trot/jog.
4. Line up in the center of the arena when asked to do so by the judge.

Judging Criteria for Green Horse Classes

- **Equitation classes**
 - 60% on rider: Use and adjustment of equipment, use of aids, quiet hands and legs, general horsemanship.
 - 40% on horse: Manners, submissiveness, performance and willingness.
- **Pleasure classes**
 - 40% on rider
 - 60% on horse

Dressage

Attire

- Required
 - Ratcatcher, long sleeved tailored shirt closed at the neck, or turtleneck shirt. Shirts are tucked in.
 - Hunt coat if short sleeved ratcatcher is worn
 - Pants, breeches, or jodhpurs
 - Tall hunt boots or jodhpur boots
 - ASTM/SEI approved equestrian helmet
- Optional
 - Hunt Coat (conservative colors)
 - Spurs must be english type and used appropriately, rowels must be blunt and smooth and free to rotate
 - Half chaps
 - Gloves
 - Pins or ties

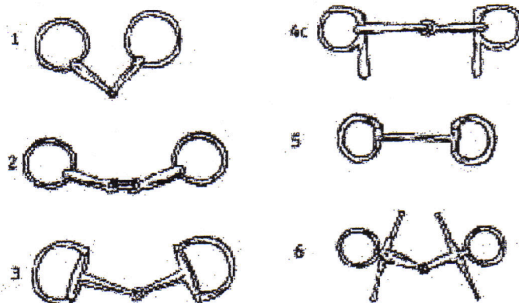
Equipment

- Required
 - Forward seat, close contact, jumping or dressage saddle
 - English bridle made entirely of leather or leather like material (except for buckles)
 - Plain, smooth snaffle bit
 - Mouthpiece of any bit must be metal or rigid plastic and may be covered with rubber
 - Whips or crops may be no longer than 48"
- Optional
 - Saddle pad
 - Dropped, flash, and figure 8 nosebands
- Prohibited
 - Flexible rubber bits
 - Cut back or western saddle
 - Sidepulls and bit converters
 - Double twisted wire and gag bits
 - Any type of leg boots or wraps
 - Strictly forbidden under penalty of elimination: Martingales, bit guards, accessories (bearing, side, running, balancing reins etc), any type of boot (including easy boots), bandages, any form of blinkers, ear muffs, or plugs, nose covers, seat covers and hoods

Acceptable Bits

The following bits may be used in dressage classes:

1. Ordinary snaffle with single-jointed mouthpiece.
2. Ordinary snaffle with double-jointed mouthpiece
3. Racing or D-ring snaffle.
4. Egg-butt snaffle
 - a. with cheeks with or without keepers
 - b. without cheeks
 - c. With half cheeks only



5. Un-jointed snaffle
6. Fulmer or plain snaffle with cheeks
7. Dr. Bristol
8. French snaffle

Any of the above may be covered with leather or rubber. All bits must be smooth and solid. Twisted wire and roller bits are prohibited. No bit combining copper with any other material is allowed.

Object of Dressage

The object of dressage is the harmonious development of the physique and ability of the horse. As a result it makes the horse calm, supple, loose and flexible but also confident and keen thus achieving understanding with his rider.

1. Freedom and regularity of gaits
2. Harmony, lightness and ease of movement
3. Lightness of the forehand and engagement of the hindquarters.
4. Acceptance of the bit and bridle with a light and soft contact without any tenseness or resistance.

Judging Standards

Emphasis should be placed on suppleness, basic gaits, figures, impulsion and transitions in the performance of the horse as produced by the rider. Conformation does not count. The following points are considered in judging dressage classes:

1. Halt: At the halt, the horse should stand motionless, straight and attentively with the weight distributed evenly over all four legs, which should be in pairs abreast with each other.
2. Working Walk: A marching gait in which the footfalls of the horse's feet follow one another in four-beat time, well-marked and maintained in all work at the walk.
3. Free Walk - Loose Rein: The free walk is a relaxing gait in which the horse is allowed complete freedom to lower and stretch out its head and neck over the top line.
4. Free Walk - Long Rein: This gait gives the horse freedom to lower and stretch out its head and neck while the rider maintains contact
5. Working Trot: The working trot is a two-beat gait. It should always be done with free, active and regular steps and should be moved into without hesitation. The horse should maintain rhythm and balance.
6. Lengthened Trot: This trot is the same as the working trot except that the frame and stride of the horse must lengthen without a change in rhythm or speed.
7. Working Canter: The canter, at a three-beat pace, should be light and cadenced, with regular strides, and should be moved into without hesitation.
8. Lengthened Canter: Same as the working canter except that the frame and stride of the horse must lengthen without a change in rhythm or speed.

9. Transitions: The change of gait and speed should be smooth and not abrupt. The rhythm of the pace should be maintained up to the moment when the gait is changed.
10. Direction changes: These changes should be performed without resistance or change of gait, rhythm or speed.
11. Rider: The rider's upper body should be erect yet relaxed, resting steadily on the pelvis. The lower back should be supple to absorb the motion of the horse's stride. The legs should be steady and the thighs stretched well downward. The rider's upper arms should remain close to the body, with the hands establishing a position over the withers of the horse so there is a straight line from the rider's elbow to the bit. Riding with both hands is obligatory unless otherwise specified.

The seat of the saddle should always have the deepest point in the middle and the rider should sit exactly in the middle of the saddle. In this position, the rider is able to apply the aids unobtrusively and can follow the activity of the horse without interfering with the horse's movements. This position is correct when the rider can control the horse through the influence of his or her seat and with quiet hands and steady contact with both legs.

Dressage Tests

- Current Dressage Tests are to be used at the King County Fair, based upon the date the Premium Book/Exhibitor Guide is issued for King County Fair or the equivalent horse program qualifying event. Tests required for state qualifying will be announced at the horse program meeting prior to the King County Fair/qualifying event.
- Sponsors of shows offering dressage classes will determine the range of tests to be offered. (Example: Training Level only or Intro Level through Second Level).
- For dressage classes at 4-H shows to be medals qualifying or for dressage medals to be awarded, the judge must hold a dressage endorsement on the Pacific NW 4-H Judges List or be an "L" graduate or better through USDF. (See Medals rule book.) If a show or King County Fair offers dressage classes and is unable to provide a judge with the proper credentials, the dressage classes will not be Medals qualifying regardless of number of riders entered or scores awarded.
- USDF tests for the current year apply. The rider must enter the arena within 60 seconds of the bell or whistle.
- When scoring tests, the judge refers to "directive ideas" or column 3, which tells the judge and rider which aspects of the movement, will be given heaviest consideration. The fourth column is used to record the numerical score:
- 10 = Excellent; 9 = Very Good; 8 = Good; 7 = Fairly Good; 6 = Satisfactory; 5 = Sufficient; 4 = Insufficient; 3 = Fairly Bad; 2 = Bad; 1 = Very Bad; 0 = Not Executed
- The fifth column states the coefficient for the numerical score for a particular movement.
- The sixth column is for the total points earned for the section. If no coefficient exists, the raw score should be transferred to this column. The sixth column should be totaled and this figure entered on the subtotal line; errors should be listed on the next line and then subtracted to obtain the "total points". This figure will then be divided by the total number of points possible for the test to give a percentage score. This percentage score is used to place the class. Should two riders have the same percentage score, the judge will break the tie by placing a + mark behind the percentage score of the preferred rider. The judge must take care when entering comments in column seven, because the descriptive words for each numerical score should be only used with that numerical score.
- Except for the last section in the collective marks at the end of the test, the entire test is judged on the correctness of the horse's movements, not on the rider. The rider is judged directly only in the collective marks. Indirectly, the rider is judged throughout the test as any interference or incorrectly applied aids will effect the correctness of the horse's movements.

- It is important that the progressive nature of the tests and levels be taken into consideration in scoring and interpreting test scores. A movement which may score a "7" at training level test one may only score a "5" at first level test one. Directive ideas are given on the front of the score sheets, and provide the rationale behind the particular test. Scores must be understood in relationship to the directive ideas for that test and level.

Execution of Tests

1. Voice: Voice signals and clicking the tongue are prohibited.
2. Errors: When a rider makes an error in the course the judge should sound a bell or whistle. The judge should then, if necessary, show the rider the point at which he or she must take up the test again and the next movement to be executed. The judge then leaves the rider to continue by himself or herself. A course error includes such faults as taking a wrong turn or omitting a movement. When the rider makes an error in maneuver (for example, rising instead of sitting) the judge does not necessarily ring the bell but should note the error. All errors should be penalized in the following manner: 2 points for the first error, 4 points for the second, 8 points for the third and elimination for the fourth (although the rider may finish the test) with the marks being awarded in the ordinary way.
3. Lameness: In cases of marked lameness, the judge or show committee must eliminate the contestant.
4. Reading tests: Tests may be read during the competition but no part of a test may be read more than once. Lateness or errors in reading the ride will not relieve the rider from error penalties. Coaching by anyone is prohibited and will result in the elimination of the rider. If part of the test is repeated. It may be scored as an error. Riders using a reader will not be eligible for state/medals qualification or earning medals.
5. Falls: In case of a fall by horse or rider, the competitor will not be eliminated, he or she will be penalized in the collective marks.
6. A competitor leaving the arena at the end of a ride at any point other than "A" will be penalized with an error.
7. If during the test the horse leaves the arena by placing all four feet outside the fence or line marking the perimeter of the arena, the competitor is eliminated.

Accuracy should be a factor only if the inaccuracy avoids the difficulty of the movement, for example, completing a larger circle avoids the difficulty of completing a 10 meter circle. Movements that must be carried out at a certain point of the arena should be done at the moment when the competitor's body is above this point. If a problem such as nodding, stumbling or shying appears once, it may be treated lightly by the judge; if the same problem appears successively - the judge will score it more harshly each time.

Grinding of the teeth and wringing of the tail are signs of tenseness or resistance on the part of the horse and should be considered in the marks for each movement where they appear, as well as in the collective marks. Horses that get their tongues over the bit or perform with an open mouth must be marked down. Horses that enter the arena with their tongues tied down will be eliminated. Any prolonged resistance that prevents the continuation of the test will result in elimination.

Grounds for Elimination

Horse and rider will be eliminated under the following circumstances:

1. Use of illegal equipment
2. Unauthorized assistance
3. Four errors of the course
4. Horse's tongue tied down
5. Late entry into the arena
6. All four of the horse's feet leave the arena
7. Cruelty
8. Marked lameness

Other Dressage Classes

Dressage Suitability: This class is open to horses that have not competed in any tests above first level. The class is to be shown at a walk, trot and canter both ways of the ring, and is to be judged on the horse's potential to become a dressage mount. Ninety percent of the judging is on the horse's gaits, impulsion, attention and confidence, harmony, lightness and ease of movements and acceptance of the bit. Ten percent is on the appointments of the horse and rider. The horse must be sound.

Driving Dressage: Driving Dressage will perform in accordance with Dressage Division Rules and the 4-H Driving Manual.

Western Dressage: Western Dressage classes may be offered. Using the Western Dressage Association of America tests and rules.

Dressage Seat Eq:

This is a rail class. Shown at a walk, trot and canter both ways of the ring. Judge may call for additional tests that fall into alignment with dressage tests.

Judging for Dressage Seat Eq is based on an overall correctness of position, relaxation and suppleness of the rider, lightness, and correct application of the aids. All movements should be obtained without apparent effort of the rider. The rider should be well balanced with loins and hips supple, and thighs and legs steady and well stretched downward. The upper part of the body should be easy, free and erect with the hands low and close together without touching each other or the horse. The elbows and arms are close to the body, allowing the rider to follow the movements of the horse smoothly and feely and to apply the aids imperceptibly.

The rider's position, seat, and correct use and effect of the aids are to follow the judging requirements found in Training Level and First Level dressage tests.

In addition, the rider is judged on the ability to maintain tempo and rhythm with the horse, along with overall performance.

The movements or gaits that must be performed are medium walk, working trot (sitting and rising), and canter both ways of the ring. Transitions in gait are from medium walk to working trot to canter. The movements or gaits shall be performed by the exhibitors simultaneously, same as with other equitation classes. The judge may ask for additional tests, but only those allowed in the USEF dressage rules

Tack requirements for Dressage Seat Equitation are the same as for the dressage tests. Refer to the 4-H Dressage Manual (PNW 608) for types of acceptable bits.

Dressage Arena Layout

Training level tests and first level test 1 may be ridden in standard 20 meter by 40 meter arena (see figure 1) or a 20 meter by 60 meter arena (see figure 2). First level tests and all higher tests must be ridden in a standard 20 meter 60 arena. The site chosen for the arena must be as level and quiet as possible. Regarding placement of the judge, he or she is placed five meters from the arena behind the letter C. Dressage Judge(s) should be qualified by being USDF members and having previous experience judging at that level. The public, as well as horses and riders not involved in a test, should be kept at least 20 meters away from the arena to avoid distracting the horse and rider riding a test. Arenas must be clearly or regular fencing used.

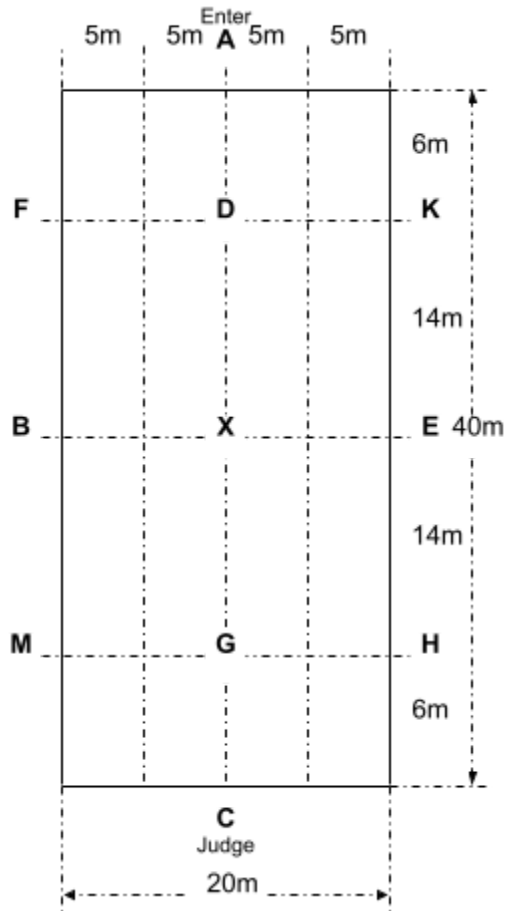


Figure 1 Small dressage test arena layout

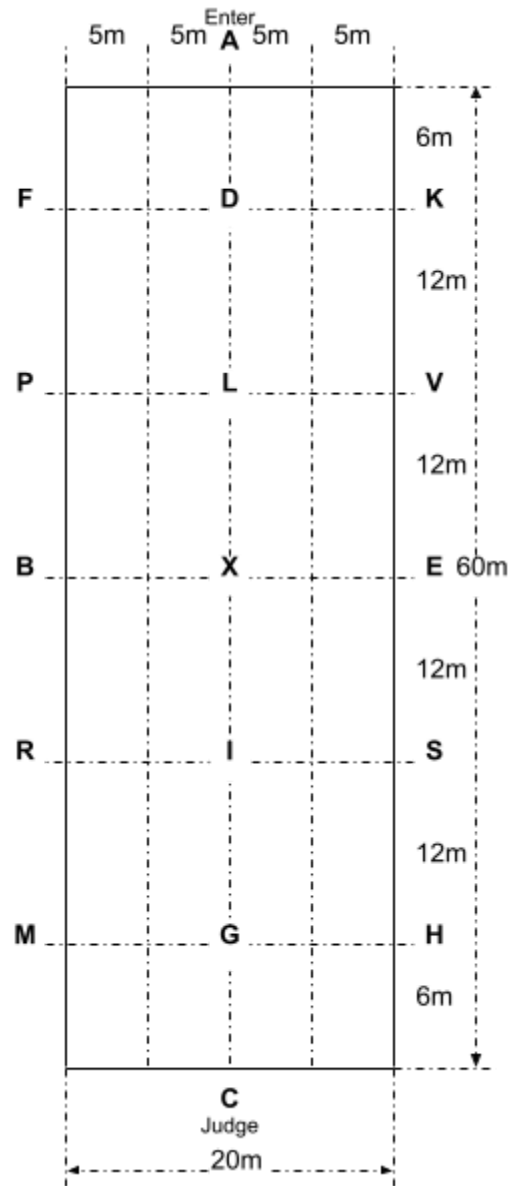


Figure 2 Large dressage test arena layout

Guidelines for Over Fences Classes

Check the Jump Course book on the website for all jump courses

Attire

- Required
 - Ratcatcher, long sleeved tailored shirt closed at the neck, or turtleneck shirt. Shirts are to be tucked in
 - Hunt coat if short sleeved ratcatcher is worn
 - Pants, breeches or jodhpurs
 - Tall hunt boots or jodhpur boots
 - ASTM/SEI approved equestrian helmet
- Optional
 - Hunt Coat (conservative colors)
 - Spurs must be English type and used appropriately
 - Half chaps
 - Gloves
 - Pins or ties

Equipement

- Required
 - Forward seat, close contact or jumping saddle
 - Stirrup safety bars must be in the open position
 - English bridle with cavesson
 - Snaffle, pelham, kimberwick, full double bridle or any other English type bit appropriate for the seat
- Optional
 - Saddle Pad
 - Dropped, flash, and figure 8 nosebands
 - Breastplates for breast collars
 - Martingales
 - Leg boots, bell boots and wraps
 - Running martingales may only be used with a snaffle bit
 - Whits or crops may be no longer than 36"
- Prohibited
 - cutback or western saddle
 - Sidepulls and bit converters
 - Double twisted wire and gag bits

Over Fences Classes Course Criteria

When Over Fences classes are held, each exhibitor is expected to have at least one representative at the arena to assist in setting up, adjusting, and taking down the jump course. At the Superintendent's or manager's discretion, a rider may not be allowed to ride the class if he/she does not have a representative assisting. Ribbons may be withheld until the jumps are cleared from the ring.

Maximum heights for fences in qualifying/age level hunt seat Equitation Over Fences courses must be the same or lower than for Bronze Medal classes.

Jump height is not to exceed 3' and the spread on oxers is not to exceed the height.

Course will consist of 6-12 jumps, performed at a canter with at least one change of direction.

Types of fences:

- Required
 - Spreads should not exceed the height of the fence
 - Wings at least 12" higher than the jumps and 30" wide are compulsory when jumps are less than 12' wide
 - The distance between standards should be a minimum of 9'
 - Ground poles or lines are required
 - Courses should have at least four different types of jumps and one combination jump (24' or 36' apart)
- Optional
 - Basic types of fences are allowed; for example, post and rail, wall, gate, brush, coop, planks, and picket fences
- Prohibited
 - In-and-outs are not to be used at the start of the course
 - Use of striped rails is discouraged
 - Triple bars, hogsbacks, targets, square oxers, hinged chicken coops, or any bizarre or dangerous jumps

Major faults

- Refusals
- Loss of stirrup
- Trotting while on course
- Loss of reins
- Excessive speed
- Lack of control

Disqualifications

- Fall of horse or rider
- Three cumulative refusals
- Off course

Jumping is one of the most exciting and challenging activities a 4-H member can undertake with his or her horse. It is also one of the most dangerous. Because of the risks inherent in the activity, it is highly recommended that the following prerequisites be met before a 4-H member begins participating in Over Fences classes:

1. A horse should be at least 5 years old before going over jumps.
2. The 4-H member should have developed proficiency in riding hunt seat on the flat with a secure seat and leg and good balance.
3. The 4-H member ideally should receive instruction from a qualified instructor, clinician, or 4-H leader who has significant experience in jumping.
4. The 4-H Hunt Seat Jumper manual (PNW0488) is intended as a resource for 4-H members interested in jumping with their project horses. It is not recommended as a substitute for qualified instruction.
5. 4-H members should never jump alone. Supervision is recommended at all times.
6. As with all other 4-H riding activities, a helmet is required for all jumping activities and should meet ASTM/SEI approval. If a helmet is impacted in a fall, it should be replaced even if there is no visible damage. Contact the helmet manufacturer for replacement options.

Horses participating in the Green Horse program that are at least five years old may be entered in Cross-rails 18" classes and ground pole classes when offered. Participation in any jumping class beyond cross-rails will disqualify the horse from further participation in the Green Horse program.

Over Fences Chairperson

A volunteer Over Fences Chairperson may be designated for the Over Fences division.

Responsibilities of this position may include:

- Be a resource to show managers offering jumping classes
- Monitor condition of jumping equipment and coordinate replacement as necessary
- Consult with riders where safety concerns have been noted
- Verify that riders have met requirements to participate in Over Fences classes at the King County Fair/qualifying event.
- Coordinate an over fences clinic annually to provide a safe introduction to jumping for members wishing to participate in this activity
- If interest warrants, coordinate stand-alone Over Fences shows.

Jumping Classes

Jumping classes may be offered at program shows and club shows at show management discretion. If jumping classes are to be offered, it is show management's responsibility to inform the Over Fences chair so that the chair or a designee is available to assist with course set-up and class procedures. Show managers are advised to carefully consider whether jumping classes should count toward High Point Awards.

Jumping classes offered within the King County Horse Project include the following:

Hunt Seat Equitation Over Fences – Qualifying class: Four course options follow. The course may be modified to fit arena conditions and available equipment. Any modifications to the standard jumping patterns should be approved by the Over Fences chairperson or designee and the show judge. Following conditions should always be met:

- Ground poles should be placed on the approach side of each fence
- Changes of direction required
- Jump cups shall have the following clearances: for poles minimum .7" maximum 1.8", for gates or planks maximum of .5".

Judging is to be based on the rider's equitation over fences including position, hands, seat, legs, and use of aids. The rider's skill is reflected in his or her ability to control the horse so that fences are met squarely and at a proper distance with correct leads and while maintaining an even pace.

Show management should break the qualifying division into 4-H age level divisions per state guidelines.

Cross Rails 12" & 18": This class consists of jumping a course of 12" or 18" cross rails. The same jumping course pattern may be used; however, where the pattern shows oxers, cross rails should use only one set of standards. Cross rail heights are measured at the center of the 'X'.

Judging is to be based on the rider's equitation over fences and the ability to maneuver the horse around the course at a steady pace while demonstrating rhythm, straightness, and control. Trotting on course is not to be penalized. Cantering is not to be given preference.

King County 4-H horse shows should not allow cross entry between Cross Rails 12" & 18" and any higher jumping classes.

Show managers may offer additional Over Fences classes based on interest and participation in the Over Fences division. Possible classes include Hunter Hack (flat work and two fences in a line), Ground Poles and 2'1" to 2'3".

Over Fences Class Procedures:

A safety check as specified in PNW 574 is required before any exhibitor is allowed to jump a warm-up fence or in a class. If the rider fails to present themselves for the safety check prior to their class, they can be disqualified from their round.

Warm-up Procedures

Preferred procedure is to have a warm-up jump or jumps available in a supervised area outside the competition arena. A designated adult supervisor should make sure that each contestant gets at least one opportunity to jump the warm-up fence. If more than one opportunity is provided to jump the warm-up jump, all contestants shall have the same number of opportunities.

When a practice jump is not available outside the competition arena, a practice jump or jumps should be made available on course. After the course is set up, each exhibitor will be given the opportunity to jump one or more fences at the class height as a warm-up. All exhibitors will be given the same warm-up opportunity.

After the warm-up, rider will be instructed to either remain in the arena and complete the course or leave the arena for the next warm-up. Procedure shall be the same for all riders.

Instructions to the Judge:

The judge for Over Fences classes typically observes the class from outside the arena. Judge is to be provided with a whistle or bell to ring if a rider goes off course or is otherwise disqualified. If the rider completes the course but the judge has serious concerns about the ability of the horse and rider to safely compete in future jumping classes, judge shall specifically note those concerns in his or her comments. Show management shall relay any safety concerns back to the Over Fences chair.

Class Procedures

Upon being given the course, the rider may circle once before jumping the first fence.

Refusals: Three refusals while on course disqualify the horse and rider. If a fence is knocked down due to a refusal, judge should blow whistle or ring bell to have rider hold up so fence can be repaired. If a horse refuses the second element of a combination, all elements of the combination must be re-attempted.

Jumping at King County Fair

All members wishing to participate in "Over Fences" classes at the King County Fair (qualifying event) MUST have shown and been judged safe over fences at the same height, on the same horse, in a judged round during at least one recognized King County 4-H horse show PRIOR to the event.

Western Games

Rules contained in the *Pacific Northwest 4-H Horse Contest Guide* apply to all 4-H gaming shows in Washington state. For situations not covered in the 4-H Horse Contest Guide, the older publication EM4610 *Western Games* may be consulted as a support manual. [Note: this publication is no longer available through WSU Extension.] For any further clarifications, refer to Washington State Horsemen (WSH), Patterned Speed Horse Association (PSHA) and United States Equestrian Federation (USEF) rules for the current year. Counties are bound by state rules, but may be more restrictive if they choose. When 4-H county rules conflict with 4-H Horse Contest Guide rules, 4-H Horse Contest Guide supersedes all others. The Gaming/Show committee will evaluate the medals times on a periodic basis to make any necessary adjustments to ensure fair and appropriate event times. That are also set up to prepare our members for the State times.

Showmanship

See Showmanship section on page 10.

Attire

- Required
 - ASTM/SEI approved equestrian helmet
 - Standard Western clothing see page 13
- Optional
 - Belt
 - Western spurs

Equipment

- Required
 - Western saddle with a horn
 - Bridle with throatlatch
 - Curb strap on all bits
 - Roping or single piece reins
- Optional
 - Running martingale with rein stop
 - Breastcollar
 - Tie down attached to breastcollar
 - Noseband
 - Draw reins
 - Splint boots, bell boots, or bandages
 - Mechanical hackamores
 - Gag bits
 - Whips under 36", bats or quirts
- Prohibited
 - Mecate reins
 - Tied split reins
 - Buckled reins

Safety

The decision as to whether a horse is under control will be left to the discretion of the judge.

There will be no tack checks. It is the responsibility of the exhibitor and their parent or guardian to make sure their tack and attire are legal and safe. Tack check lists are posted to the website.

There will be no crops or other objects held in the rider's mouth during any western games event. Violation will result in disqualification

For running events, an "on deck" area will be designated with chalk around the in-gate. Only the next up competitor will be allowed in the "on deck" area. Any rider who enters the "on deck" area

when he/she is not the next rider in the order of go will receive a warning. Entering the area a second time after being warned will result in disqualification from remaining events and forfeit of any daily high point awards.

- During the running of any event, all arena gates must be closed
- Contestants must enter the arena mounted in a controlled, safe manner, and may leave the arena only after the judge's final acknowledgement. After the judge's acknowledgment, the exhibitor may dismount, take the reins off the neck for safety, and exit.
- It is recommended that only 1 horse be in the arena at a time.
- Only contestants, ring crew, and officials are allowed in the arena.
- Horses that constitute a safety hazard may be disqualified
- In all events, the ring crew may reset download equipment or repair lines after a rider has completed a course.
- Riders must enter the arena without assistance from anyone other than one or more 4-H members who are also mounted.
- Raking will be done as needed, but must be consistent within each age division

Coaching

- Coaching is defined by show management and at the judge's discretion is not allowed. It is inappropriate for ring help, announcer, timers, etc., to coach, encourage, or comment to or about exhibitors on the course.

Course

- A white line should be used to mark lane lines, a run out box and the keyhole
- Two poles or cones, 30' apart (60' apart in barrels) designate the start-finish line. A horse must pass between these poles or cons at the start and finish of each event.
- Course measurement is made from the center of the poles, barrels, containers or other arena equipment.
- Timers are placed on the start-finish line

Penalties and general disqualifications

- There will be a 5 second penalty for each stake, pole, barrel, or small container knocked down.
- Intentionally righting a pole or barrel is allowed with no penalty
- Disqualifications include the following:
 - Failure to enter the arena mounted
 - Entering the arena with the assistance of anyone other than another mounted 4-H member
 - Failure to cross the start line within 60 seconds from the time the gate opens
 - Upsetting the start finish markers
 - Crossing the start finish line outside of the start finish line markers
 - Crossing the start finish line (breaking the barrier) with any part of the horse or rider (outside of the customary start and finish)
 - Run-outs
 - Refusals (a balk is not considered a refusal if the horse finally finishes the course correctly)
 - Leaving the course determined at judges discretion
 - Dismounting at any time while on course
 - Failure to follow the pattern for the event
 - Passing any obstacle completely on the wrong side

- Circling any obstacle while on course, except flag races and other container events (judge may ask rider to move on after 3 attempts, judges discretion)
- Failure to remain within designated lane and/or runout box until judge's final acknowledgment will constitute a disqualification. A rider will be deemed outside of their lane and/or run-out box should all four of the horse's feet cross over a line at the same time.
- A horse being unruly or out of control
- Spurring or striking the horse in front of the cinch. Youth are allowed to pet their horse in front of the cinch in a humane way, as perceived by the judge. Spurring, striking, (hitting or slapping) can be considered disqualification.
- Striking the horse with arena equipment
- Using rubber bands or anything else to anchor the rider to the horse or the saddle
- Failure to acknowledge the judge before and after the run
- Placing anything in the riders mouth (ex: whip, over/under, quirt....)

Show management or the judge may disqualify a rider for unsportsmanlike conduct, profanity, unnecessary roughness, abusing the horse, or disorderly conduct of any kind. The judge may also disqualify an unmanageable horse for reasons of safety or the exhibitor's inability to handle or control it.

All disqualifications and no-time runs will have a time recorded. This time will be used in the case where a grievance is filed and determined to be valid. (All disqualified "DQ" or off course "OC" runs must be clearly marked as such but still remain legible).

Gaming Equipment

- Plastic 55 gallon barrels are recommended. Eight to twelve pounds of water or clean dry sand is recommended as an appropriate filler material. Metal barrels are strongly discouraged. If no other alternative exists, metal barrels must have a protective material (such as a rubber bicycle tire) placed around the upper, outermost portion of the rim where the barrel could come into contact with the rider's lower leg.
- Poles must be 1 to 1.5" in diameter and 75" to 85" tall. Poles may be white or striped, depending on the event and situation. If striped poles are used, they must have two stripes, each 3" wide. The first stripe is 1' from the top and the second stripe is 1' from the bottom of the first stripe. All poles must be made of material that will not splinter, such as schedule 40 or 80 plastic pipe (schedule 80 pipe is the most durable). Pole bases, weighing approximately 14 pounds, should be 6" tall, 14" inches across and made of black rubber. The total weight of the pole and base should be approximately 16 pounds.
- An electronic timer and reader board are recommended. At county qualifying gaming competitions, if an electronic timer is not available, a hand held stop watch that measures times to the nearest hundredth of a second should be stationed at the start and finish lines of each game.

Ties

- The recommended procedure for breaking ties is a runoff or a toss of a coin. When breaking a tie with a runoff, the rider with the slower time takes the next lower position. If there is still a disagreement, the judge's decision is final.

Mounted Riders

- Riders are considered mounted when their knee is over the centerline of the horse's back. Riders must remain mounted until the judge's final acknowledgment.

Re-Rides

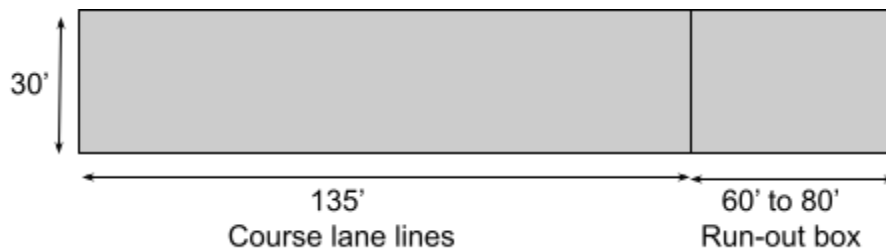
- Re-rides are run after the last rider in that event. Penalties do not carry over from the original ride.
- Acceptable reasons for re-rides:
 - Timing device failure
 - Course obstruction as determined by the judge
 - Course measured incorrectly
- Unacceptable reasons for re-rides:
 - Horse or rider damage to arena equipment
 - Failure of tack or participant's equipment
 - Horse or rider accident or injury

Lane Lines

- When more than one course is in use, lane lines are required for safety. Courses are to be centered within each lane. At times, lane lines may not be used because of time constraints; however, the right to re-implement the lane lines requirement is reserved.

Run Out Box

- A run out box may be used. The box size is generally 60 to 80 feet long, but it may be modified for safety or arena configuration. If a run-out box is used, all four of the horse's feet must remain inside the box until the judge's final acknowledgement.



Moving a course

- If a course is moved for safety reasons, riders may choose to re-ride or keep their first time. If the course is moved because of an initial wrong measurement, all riders must re-ride.

Danish Placings at the King County Fair/Qualifying Event

Danish placings for Western Games at the King County Fair/qualifying event will be awarded for each age group and event. Standard times shall be established for High Blue, Blue, Red and White Danish awards. Times for intermediates shall be faster than for juniors, and times for seniors shall be faster than for intermediates.

Guidelines for Judging Program

Judging teaches 4-H members to observe carefully, recognize good horses and riders, improve their own skills, make wise selections, make their own decisions, express themselves clearly, and appreciate and learn from opinions of others. Judging is making a decision and telling why it was made.

Club Level Judging

Early in the 4-H year, each club should set up a practice judging at a club meeting. The 4-H members will get the opportunity to judge several classes of horses, tack, attire, etc. and learn to use the 4-H judging cards. The club leader or junior leaders need to teach the members how to fill out a written card and also to practice oral reasons. Materials available through Projects and Publications EM2778

EM 4647 Learning through 4-H Judging
(Leaders guide)

CO 735
CO 743

Placing Card
Written Reasons Card

EM 4797 Horse Judging Guide

EM 4789 Teaching 4-H Oral Reasons

Judging Seminars

Throughout the year seminars should be held to offer classes on how to judge. This is a good time for leaders and junior leaders to learn how to teach judging skills.

Judging Contest

Starting in October, individual 4-H horse clubs sponsor judging contests for King County 4-H members to attend. Judging contests can and should be held throughout the county. At each judging contest there will be 4 classes, with one class being either written or oral reasons. Each class is worth a total of 50 points plus 50 points for either the written or oral reasons. The maximum number of points that can be earned at a judging contest using this format is 250 points.

The member must participate as a judging contestant for the judging to count as their fair requirement.

How to Put on a Judging Contest

A 4-H club will send a representative to the Calendar meeting and secure a date for the contest. The club will provide an arena to hold the contest and pick a judge to judge the classes. The club will choose the types of classes to be offered. Example: Stock Seat Equitation, Showmanship, Trail, Halter – written reasons class. They will also provide the horses and riders. The club should announce the contest at least one month prior to the selected date and explain how to get to the contest and details about it. The judging coordinator will bring the judging cards. The club can charge a fee to help cover the arena cost or judge fee. Providing a concessions stand is optional. Judging results must be scored and results announced at least one week prior to county judging finals.

Judging Awards

At each judging contest, the scorecards will be collected and scored according to the Hormel system. Each 4-H participant will receive points according to their score. Ribbons and awards are to be determined by the sponsoring club or organization.

King County Fair Judging Contest/County Judging Finals

A final judging contest will be held during the King County Fair/qualifying event or at another time and place determined by the judging chair and announced in advance. Each 4-H participant will judge four classes and give reasons for at least one class. Premiums are to be paid for this contest if available. Each 4-H participant will receive a Danish ribbon. Factors to consider in making a decision between written and oral reasons include:

- How many club judgments offered each type of reasons;
- How much time will be available for giving/writing reasons;
- How much time will be available to score reasons before State teams must be announced;
- Which type of reasons will be likely to provide the best test for contestants aspiring to qualify for the state team?

County Awards

Junior County Placing

A participant's top 2 judging contest scores will be added to their King County Fair/judging finals score. The top 10 Juniors will receive placing ribbons, Champion through 10th place.

Intermediates and Seniors

A participant's top 2 judging contest scores will be added to their King County Fair/judging finals score. The top 8 intermediate and top 8 seniors will be eligible to judge at the State Fair in Puyallup. Two alternates from each age level will be chosen (9th and 10th place) to replace any state team member who chooses not to judge at state fair. The combined score from the three qualifying events should be at least 85% of the maximum score possible in order to earn the Blue Danish designation required to judge at state fair. If less than 10 qualifiers meet the 85% standard, state judging teams will be limited to the number of members who have met the qualifying standard.

State Awards

All 8 intermediates and all 8 seniors who judge at the Puyallup Fair will be eligible for King County State jackets. Each member will receive a Danish ribbon and state fair premium payment based on his or her for judging score. The top qualified seniors from the State Fair judging will represent Washington State at the National 4-H Judging Contest.

Horse Bowl Contest

For complete Horse Bowl rules see the Washington State Horse Bowl Rules publication on the website under references.

This event utilizes 2 teams of 4 members each. Teams are posed questions from a moderator. Questions come from 4-H Equine publications. Members use buzzer boxes or slam buzzers, the first to activate the buzzer has an opportunity to answer the question. Competition proceeds to the state level.

Hippology Contests

For complete Hippology rules see the Washington State Hippology Contest Rules publication on the references page of our website. Members enter individually but the county can identify 4 man teams.

This competition has 4 stages; Examination, Identification Station, Equine Judging, Problem Solving. For team events there is an additional Team Problem Solving phase. Competition proceeds to the national level in Kentucky for this event.

Groom Squad Contest

The purpose of the Groom Squad contest is to provide 4-H members an opportunity to demonstrate their ability to work as a team as they groom a horse and to prepare it to show. Groom squad rules and regulations from Washington State University (see web site) will apply to the King County Fair/qualifying event, except where superseded by this King County supplement. The winning senior team at the county qualifying competition will represent King County at the State 4-H Fair.

Eligibility

1. Each team will consist of **three** 4-H horse club members.
2. Junior teams are not eligible for groom squad competition.
3. A team may be made up of members from two or more clubs providing that clubs do not have enough members to form a full team.
4. Members may participate in this event without being entered in other classes within the 4-H Horse Division, but must be enrolled in the 4-H Horse Project.
5. Only teams composed entirely of Senior members will be eligible to compete at the State Fair contest. However, Intermediate or Senior age groups may compete at the County Fair level. Teams consisting of mixed age groups will be judged according to the age majority, (i.e., 2 Seniors, 1 Intermediate will constitute a Senior team).
6. The Senior team competing at State Fair will consist of the original members competing at the County level. Should alternates need to be picked, they will be selected from the second highest placed Senior team.
7. Each team competing at County Fair or groom squad state qualifying event must provide one gentle, ungroomed project horse (of reasonable size, at least 13.2 hands), with feet in reasonable shape. A horse certificate must be on file for the horse for the current year, and as a minimum, it should have a beginning level of showmanship training.
8. Teams will use the horse they provide.

Equipment and Attire

1. Attire will consist of: proper boots, long pants and shirt. Shirts may be short sleeved and may be coordinated with other members.
2. The person showing the horse will be attired appropriate to the style of showing he/she is doing with the horse (i.e. Hunt attire, Stock attire or Saddle seat attire.)
3. Contestants must furnish all grooming equipment and supplies including water bucket.
4. Equipment must be clean.
5. Equipment (not to exceed items listed in the State 4-H Fair Groom Squad Contest rules) may include:
6. 4'x4' tarp or pad to lay equipment on
7. 2 curry combs (rubber, plastic or metal)
8. 2 body brushes (hard bristles)
9. 1 dandy brush (soft bristles)
10. Mane and tail comb or brush
11. Grooming rags – dry, with no grooming aids. Rags may be dampened with water once the grooming begins.
12. Hoof pick
13. Bucket – all water used must be contained in a bucket
14. Shavings

Additional items allowed include:

1. Show halter and lead
2. Bot block
3. Shedding knife

Items not allowed:

1. Electric equipment
2. Commercial products (soap, hoof black, mane & tail whitener, show sheen, corn starch, chalk, oil)
3. Razor blades or any items containing any type of razor blade
4. Scissors
5. Bot knife
6. Spray containers

Procedures

1. Arrive at appropriate time for Vet check.
2. Register team with person in charge of the event.
3. Designated person will take written test.
4. Bring horse to arena and await inspection.
5. Horse and equipment will be inspected prior to contest start.
6. When judging begins, teams will have a minimum of 15 and a maximum of 30 minutes to groom and trim horse. Time is to be decided upon and announced by the Groom Squad competition management.
7. After grooming, squad members will have 15 minutes to practice showing the horse. All members may assist, but only one member will do the final showing. The squad will select the showman.
8. Other squad members will be excused and selected member will show the horse in an actual Showmanship class.

Scoring (Total of 100 points)

Safety (35 points possible)

Points awarded for properly following the rules of safety for working around a horse.

All members of the squad must wear boots or entire squad will be disqualified.

Never work in the "Danger Zone" which is directly in front of and directly behind the horse.

Never kneel or sit. Example: When trimming or grooming legs, squat down so you can move quickly away if the horse moves. Never have all team members squatting at the same time.

All team members will work on same side of the horse. When crossing behind the horse, either cross out of range of hind legs or pass close with a hand on the horse. Never cross under lead rope between handler and horse.

Work quietly. Any abuse or harsh treatment of the horse may result in disqualification.

Teamwork (15 points possible)

This is based on how well the squad is organized – whether each member has his/her own task to perform, whether all perform equally and whether the total job is finished in the allotted time.

Be well-organized prior to arriving in the arena. Each team member should have his/her own task to perform during the event.

Allow plenty of room to work. Never cluster around one area.

Be pleasant to fellow team members.

Do not talk with friends or parents in the audience or with other teams; this may get your entire team disqualified. Excessive talking within the team may be marked against the team.

Once the contest has commenced, team members will not be allowed to leave the arena.

Grooming (15 points possible)

Points awarded on the method the squad demonstrated to clean and "slick off" the horse for show. Tools should be used correctly and in correct sequence.

- Hoof pick – use on hooves from heel to toe to remove dirt and rocks.
- Curry combs – use in a circular motion to lift dirt, flicking motion to remove dirt. Never use on ears, or on legs below the knees or hocks, or on mane or tail.
- Hard brushes and soft brushes – use short, brisk, flipping motion to remove dirt.
- Mane and tail comb or brush – start brushing at bottom of hair and work up towards roots. Never start at top.
- Rags – for use on head and finishing touches on coat.
- Hands – use for adding bloom to coat and to remove excess hair.

Written Questions (20 points possible)

Resources for questions: Only publication listed in Projects and Publications EM2778 and the Pacific Northwest 4-H Horse Contest Guide.

Examples of Groom Squad written questions are:

- What is the distance of a "horse length"?
- Name 5 important features of a stride of a horse.
- Referring to conformation, what is meant by a "smooth" horse?
- Define: Breed Character, Cold blooded, Get, Aids, Breed type.
- What is the proper method of fitting the following breeds for halter?
a) Quarter Horse; b) Arabian; c) Appaloosa

Showmanship (15 points possible)

Judge one squad member on his/her personal appearance and ability to show the horse the team has prepared. This will be conducted as an actual 4-H Showmanship class. Only the team member elected to show the horse in Showmanship will be in the arena during this phase of the competition.

LEGION AWARD

To give an opportunity for our members that are particularly driven and have the time to bring their 4-H experience to a higher level.

Must participate in at least 6 of the following activities (score does not affect the ability to use the activity for the Legion Award. Member must participate fully to receive credit for the participation. Award presented at the King County Fair, award to be decided upon by the Exec Board (suggestion is a soft shell vest with Legion award on back)

- Record Book (this is a required activity for the Legion Award)
- Public Presentation
- Equine Judging
- Groom Squad
- Full weekend participation in the Equus Festival
- Horse Bowl
- Original Educational Poster submitted for judging at the Extension Office
- Hippology Team
- Youth Merit Program (Complete at least 2 levels, 1 point for every tier completed)

King County Fair/Qualifying Event

Rules and Requirements

To be eligible to exhibit at the King County Fair/qualifying event, members must meet the following requirements:

1. Enroll by 12/15 for returning members. Enroll no more than two weeks after joining a club for new members.
2. Your leader must attend 6 of the 9 leaders meetings for club to be eligible.
3. Turn in a Horse Certificate by April 1st.
4. Turn in an Educational Poster to be judged by the deadline.
5. Exhibit project horse/pony in at least one county 4-H shows in King, Pierce or Snohomish counties. Proof of entry in other than King County must be a signed record by the show secretary and provided to club leader.
6. Compete in two showmanship classes (each on a different date) prior to King County Fair.
7. Submit fair entries to the Fair/Event Horse Superintendent by the entry deadline.
8. Review and sign the Enumclaw Expo Center Fair Code of Conduct and comply with the King County 4-H dress code within the Enrollment Packet Step #2.
9. Comply with all other King County 4-H program requirements.

Club Leaders will verify that members who register for the King County Fair/qualifying event have met these requirements. Club leaders may choose to require the following at the club level: Record Books, Public Presentations and Equine Judging.

If a member is unable to attend two showmanship classes and one 4H show due to the limited number of shows offered in 2025, they must send a letter to both the fair superintendent and their leader before the show. The letter needs to explain their hardship and the reason they are unable to attend. If the horse is lame, a video or a note from a veterinarian must be provided. Additionally, the leader must confirm that the horse and rider have prior show experience and are fit to participate at the fair.

If a member's absence is unexcused and/or they do not fulfill the 4H fair requirements, they can still attend fair and participate as a 4H Rider. However, they will not be eligible to attend State.

Special Requirements to Exhibit in Over Fences Classes

All members wishing to participate in "over fences" classes at the King County Fair/qualifying event MUST have shown and been judged safe over fences in a judged round at a recognized King County 4-H show prior to the fair. This must be at the same height and with the same horse they plan on entering fair with. Under no circumstances will the King County Fair, its employees, the 4-H staff, volunteers, or the Barn Superintendent be held liable for any injury to a horse or rider in this or any other class in which a rider chooses to participate.

Members wishing to enter the 2'-2'3" class at the King County Fair/Qualifying Event must have participated in the same class on the same project horse prior to Fair. Members wishing to enter

the 2'3"-2'6" class must have participated the same class on the same project horse prior to fair. Participation in Cross-Rails 18" class prior to fair does not qualify an exhibitor to exhibit in any class other Cross-Rails 18" at the fair.

Fair/Qualifying Event Entries

Fair/qualifying event entries are to be received by the Horse Superintendent no later than the third Thursday of May of the current year in order to show at the event. Exhibitors who plan to exhibit in more than one horse project/section (ie: Performance and Western Games) select their primary choice for State Fair qualification at the time of entry. An exhibitor who wishes to change his or her primary choice for state qualifying after the third Thursday in May but prior to the dismissal of the exhibitor's final section may do so by notifying the State Qualifying Coordinator.

Consult the fair premium book or exhibitor guide for specific class information and entry instructions.

On a space-available basis, exhibitors may be allowed to enter a secondary project at the King County Fair/event providing all pre-fair qualifications for the project have been met with that horse. The intent of this rule is to open participation in more than one horse project at the King County Fair/event. It does not change eligibility requirements to qualify for State Fair.

Any and all exceptions must be discussed with the Fair Superintendent.

Horse Substitutions

If, after a member has entered a project animal, it becomes unfit to show at the fair/event, a substitute horse may be allowed if the following steps are taken:

1. Member submits to his/her leader a written request for approval of a substitute horse with supporting documentation (example: vet certificate).
2. Leader submits written request to a review committee consisting of him/herself, another leader from the same project as the member's project animal, a member of the Leader's Committee Executive Board and the Horse Superintendent and 4-H agent.
3. Review committee will make a final decision.

Horse substitutions requested and approved after county fair/event entry paperwork has been submitted to the Superintendent will not be eligible to represent King County at state fair.

The exception will be members working with multiple project animals. In the event that an entered project animal becomes unfit to show at the county fair/state qualifying event, a member's secondary project horse may replace the entered project animal and would be eligible for State Fair qualification as long as all qualifying requirements have been met with the secondary animal. These requirements include having a horse certificate on file by the date of record and earning a Blue Danish award in Showmanship. In the event that a member is replacing an entered project horse with a different project horse, he or she must notify the Superintendent or designee of the substitution so that show entry records reflect the correct exhibitor number and horse name.

Classes Offered at the King County Fair/Qualifying Event

NOTE: Classes are subject to change. This list is for general use only. For the most accurate information, refer to the King County Fair premium book or the Exhibitor Guide for the qualifying event.

Mandatory Events

Showmanship and Herdsmanship are mandatory events at the King County Fair or State Qualifying Event. Any exhibitor not participating in these events may be dismissed from competition, forfeit any premium moneys and sent home at the direction of the fair superintendent.

Exhibitors may enter up to five (seniors may enter six) classes in their primary project area (ie: Green Horse, Driving, Performance, Western Games). All exhibitors will be required to enter the appropriate Showmanship class for each section they attend. Exhibitors may be allowed to compete in a second project area if space allows. Classes to be offered will be selected from the following list:

Class 1 - Showmanship: *Note: Horse and Pony Classes may be combined based upon number of entries*

Walk/Trot
Green Horse
Horse

Class 2. Primary Performance & Games (* are state qualifying)

Saddle Seat Equitation*
Hunt Seat Equitation*
Hunt Seat Equitation - Over Fences 2'6"-2'9"
Stock Seat Equitation*
Bareback Equitation*
Trail (Mounted)*
English Discipline Rail*
Western Discipline Rail*
Reining*
Dressage – Training Level*
Dressage – First Level *
Pleasure Driving
Precision Driving
Reinsmanship Driving*
Pole Bending*
Texas Barrels*
Key Race*
Two Barrel Flags*
Figure Eight*
International Flag Race*

Class 3. Additional Performance Classes

English Equitation - Walk/Trot
Western Equitation - Walk/Jog
Bareback Equitation - Walk/Trot/Jog Only
Trail (Mounted)
Green Horse Equitation – English
Green Horse Equitation -Western
Green Horse Trail
Green Horse English Pleasure
Green Horse Western Pleasure
Green Horse In-Hand Halter
Green Horse In-Hand Longe Line
Green Horse In-Hand Ground Driving
Green Horse In-Hand Trail In-Hand
Versatility
Bridle Path Hack (Saddle Seat Only)
Advanced Riding (English or Western)

Hunter Hack
Hunt seat Equitation – Cross-Rails 18"
Hunter Over Fences – 2'3"-2'6"
Hunter Over Fences – Cross-Rails 18"
Intro Level Dressage
Western Dressage
Halter/Driving animal
Longe line/Driving animal
Ground driving/Driving animal
Trail In-Hand /Driving animal

Class 4. Education Events (may be offered prior to fair)

Horse Bowl
Horse Judging
Hippology
Equine Presentations (Individual Demonstration, Team Demonstration, Persuasive Speech)
Public Presentation
Groom Squad

Class 5. Educational Display

Class 6. 4-H Youth in Action

Lot A. 1 Hour Presentation minimum

Class 7. Miscellaneous

Lot A. Medals (free medals classes may be offered at a program show or at fair, at the discretion of the superintendent)
B. Costume Class

Class 8. Primary 4-H

Lot A. Any primary activity

Medals Classes

Medal classes do not count toward the class limit per horse. Depending on the event schedule, Performance Medals may or may not be offered at the King County Fair/qualifying event. If not offered at the fair event, Medals classes may be offered at no cost at a designated show. Bronze, Silver, Gold and Supreme are offered in the following disciplines:

- Showmanship
- Stock seat
- Hunt seat Flat
- Hunt seat Over Fences
- Saddle seat
- Trail
- Driving
- Dressage
- Western Games: Pole Bending, Figure 8, Two Barrel Flags, International Flag, Key Race, Texas Barrels

Note: Riders receiving a "High Blue", or earned 3 blue danishes in that class, will receive an appropriate "Medals Card" for that seat and be eligible to ride in the appropriate Medals class at future events.

Grand Champions and Reserve Grand Champions

Judges at King County Fair (or qualifying event) will only award Grand and Reserve Grand Championship titles, ribbons and the following class placings when the standards for a Blue Danish has been met in the class.

Lot classes will receive danish placings only. Those earning a blue or high blue will continue on to the championship class. The championship class will be placed Grand, Reserve Grand, 2-10th place.

Barn Rules for King County Fair/Qualifying Event

1. It is each member's responsibility to know and adhere to these barn rules. Should an enrolled adult find a member acting in opposition to any of these barn rules, the adult member should notify the member's leader, designated adult in charge of the member's club, barn superintendent or section. The enrolled adult and leader (or designee) will tell the member to forfeit (give up) one of their upcoming classes of their choice or forfeit their premium points for one of the classes of their choice in which they already exhibited. If this is the case, the club leader will scratch the forfeited class from the entry form and notify the show secretary for that section.
2. Herdsmanship will be maintained during hours set by the Superintendent, and published in the premium book released by the extension office.
3. Between the hours of 6am and 10pm on all show days, horses must be attended by at least one adult or Senior member.
4. During herdsman hours, at least two people from each 4-H club, including at least one adult or senior member, are to be on duty at all times. Small clubs may share herdsman duty with another club but must let the herdsman judges know so neither club is penalized for not having a herdsman on duty.
5. Feeding times will be announced by the Barn Superintendent. All feed buckets and hay nets are to be removed from the stalls between the hours of 10 a.m. to 6 p.m. and 10 p.m. to 6a.m..
6. Shavings may be removed and brought in at any time, however stripping of stalls will not be allowed unless it is during non-herdsman hours or during exit.
7. Only 4-H members may exercise horses. Boots must be worn when riding or working with horses. Boot specifications are found in the *Pacific Northwest 4-H Horse Contest Guide*. The times for exercising are left up to the individual member. However, all horses must be cooled out and returned to their stalls by the time the horse barn closes at 10 p.m..
8. Any horse exhibited at the King County Fair/qualifying event must arrive and depart at the scheduled time and, upon arriving, go through the vet check. Any deviation from this rule must be approved by the Horse Superintendent in advance or the rider will forfeit any state qualification.
9. Foals will be allowed at King County Fair/qualifying event depending on space available and upon approval of the Horse Superintendent. However, foals are not allowed at State Fair.
10. No motorized vehicles (unless a clearly marked vehicle for a disabled person), or bikes are allowed in the horse barn at any time.
11. Dogs are allowed when the venue approves. Provided they are well behaved, on a leash, do not cause a disruption, and the owner picks up after the dog.
12. All grooming is to be done in the stall. Do not use the end aisles for this purpose.
13. Each 4-H member is responsible for any mess his/her horse may leave on its way into or out of the barn or while awaiting entry to the arena. It is suggested that another member follows the exhibitor with the horse and picks up any messes the horse drops.
14. No tack, tools, wheelbarrows or horses are allowed in the center aisle of the barn or the grassy area North of Arena A. All buckets are to be tied up off the floor.
15. Horses are not to wear blankets, hoods, etc. from 8 a.m. to 8 p.m..

16. Adults are not allowed to help prepare animals while on fair show grounds. Younger members or those with physical limitations should ask another 4-H member for help. Exception to this rule will be made only when adult intervention is required for safety reasons.
17. Horses are to be ridden in the paddock or warm-up areas only. They are to be led to that area and mounted there. No exhibitor shall mount or ride his/her horse in or around the barn area.
18. Do not use the cow arenas for practice/warm-up sessions unless given permission.
19. Since there are no doors on the horse barn and the horses are exposed to a new environment at the fair, a night barn duty crew is expected to patrol the barn at night, with shifts lasting from 10 p.m. to 2 a.m. and from 2 a.m. to 6 a.m. All clubs are required to have parents and/or senior members sign up for this duty, unless event management hires a night barn duty crew. The Horse Superintendent will schedule orientation for night duty, and all scheduled help will attend before the barn is closed at 10 p.m.

Guidelines for Exhibitors

- Arrive early each morning to feed and clean your horse and stall.
- Have your own equipment and tack box marked with your name.
- Be responsible for your own equipment. Don't depend on others to pick up after you. (This is common courtesy and will help prevent your tack and equipment from getting lost.)
- Be responsible for the care and feeding of your horse at all times. Others do not know how much you feed and may over- or under-feed your horse.
- All horses should be fed at the same time to avoid problems with the horse next to yours.
- Above all, HAVE FUN! Enjoy the event and make the barns a nice place to visit!

Guidelines for Parents and Leaders

During herdsmanship hours, parents and leaders are spectators only. If an exhibitor needs help (under normal circumstances and not due to a safety problem), parents or leaders should find a herdsman or another 4-H member to assist. This includes saddling and bridling the horse.

The tack room and stalls are off limits to everyone (friends, relatives, and non 4-H members) except members, leaders and co-leaders.

Parents and leaders should not congregate in the stall or tack room area. This will help prevent safety problems due to congestion.

Guidelines for Herdsmanship

Purpose

The purpose of herdsmanship is to present animal exhibits to the public in a neat, attractive and educational manner. Good herdsmanship favorably promotes the 4-H program to the public and helps exhibitors will feel better about themselves. These guidelines are to help 4-H youth work as a team to care for and present their horses, equipment and stall areas to the best of their ability at County and/or State Fair. Members must actively participate in herdsmanship at the county and state fairs to the satisfaction of their leader, Section Manager and State Team Coordinator.

Herdsmanship Teams

Each exhibitor is expected to perform herdsmanship duties. Clubs are urged to schedule herdsmanship duties so they do not conflict with the show schedules of members who are exhibiting. Club members who are not showing may assist with herdsmanship. However, only enrolled 4-H members are eligible. Clubs have the option of stalling with another club and being

judged as one group. Clubs that wish to do this need to let the barn superintendent or herdsman judge know that they have joined with another club so they will be judged as a single unit.

Herdsman Responsibilities

1. Herdsman will be maintained during herdsman hours. These will be set by the Superintendent, and published in the premium book released by the extension office.
2. It is suggested that the exhibitor of the horse have fed, exercised and cleaned the horse and its stall prior to 8:00 a.m. when showing begins. Each exhibitor is responsible for his/her own animal.
3. There should be at least two herdsman on duty at all times for each club (or group of clubs judged as a unit).
4. Herdsman are expected to:
 - o Keep stalls, aisles, tack rooms and public areas around their club area clean and orderly.
 - o Keep sufficient amounts of water in buckets. (A liquid intake tracking chart shall be posted and maintained on each stall housing a horse. A standardized chart will be used throughout the barn in consideration of the night crew.) Buckets are to be tied up off the floor.
 - o Make sure animals are neat in appearance. (Horses are not to be blanketed during the day, from 8:00 a.m. to 8 p.m.. The superintendent may change or waive this rule for weather-related reasons. Exhibitors will be notified of any changes.)
 - o If other than box stalls are used, make sure horses are securely tied at all times when they are in the stall.
 - o Appear to be busy at all times.
 - o Greet the public and answer pleasantly any questions they may have.
 - o Refrain from eating while in the barn. Water in a close-able container is allowed.

Suggested Equipment

Individual

- o Approved water bucket with handle, hung safely.
- o Double snap or bucket hanger for hanging bucket.
- o Grain pan or bucket.
- o Hay net.
- o Hay and grain.
- o Salt or mineral salt block.
- o Tack and grooming supplies.
- o Old bed sheet for hot days to soak and put on horse.
- o Electrolytes and probiotics (shows are stressful and can upset a horse's digestion easily)

Club

- o Aisle rakes, brooms
- o Pitchfork or apple picker forks
- o Wheelbarrows
- o Scoop shovels
- o First aid kit (for horses and humans)
- o Decorations (i.e. curtains, educational display posters, pictures, name plates, etc.)
- o Each exhibitor is encouraged to have an educational display poster mounted in the club area.
- o Decorations should be installed with a minimum of disturbance to horses and public if being put up after the fair is open.

Attire

Boots are mandatory while on herdsmanship and when exercising and working around horses.

Club members should be dressed neatly and in a manner that makes them easy to identify while on duty (e.g. with matching name tags, club t-shirts or herdsmanship aprons.)

Safety

- The 4-H exhibitor should check the stall he/she has been assigned for nails, splinters and any other objects that might cause injury to the horse before placing the horse in the stall.
- Never attempt to remove manure from a stall without the help of another herdsman to attend to the horse.
- When one herdsman is emptying the wheelbarrow, the other should be in the assigned stall section.
- Remove any empty hay containers. (All hay containers are to be out of the stalls from 10 a.m. to 6 p.m.)
- Exhibitor may leave a horse in the stall with a saddle on for a short time, but must remain in or next to the stall. Also, the horse must be tied in the stall with a halter. The bridle must be removed.
- Fair and other shows are stressful. The more exhibitors can do to reduce their stress and their horses' stress, the better the chances of everyone having an enjoyable and safe event.

Guidelines for all Herdsmen

1. Know where club first aid kit is stored.
2. Be on time for duty.
3. Be easily identified.
4. Be considerate of others.
5. Keep animals clean and watered.
6. Keep manure cleaned from stalls.
7. Empty wheelbarrow when full (do not leave dirty shavings sitting in the barn).
8. Keep forks, rakes and shovels out of aisles.
9. Keep food and drink out of barn area.
10. Do not:
 - Leave equipment (grain pans, empty hay nets, grooming supplies, etc.) in stalls
 - Strip stalls till permission is granted by the superintendent for exit or prior to or after herdsmanship hours when the public is not present if the stalls conditions make it necessary.
 - Sit in a stall with a horse
 - Sit along aisles or leave equipment lying around in aisles
 - Leave equipment and personal items scattered around the tack room
 - Play around with friends while on duty
 - Bother displays or equipment of other clubs
 - Be disruptive to the animals and/or other clubs in you area
 - Leave stall or tack room doors open

General Guidelines

1. The feeding of animals should be done for all animals around the same time.
2. A judge or judges will inspect the barns each day. There will be a daily awarding of the banner for the small and large clubs receiving the most points.

- The judges will be knowledgeable of 4-H goals, herdsmanship guidelines as well as the point system explained below. Judges will follow all barn rules.

Basis for Scoring Herdsmanship (100 points possible)

Club Members

Appearance	Up to 10 points
Public Relations	Up to 10 points
Teamwork	Up to 10 points
Total Possible:	Up to 30 points

Horses and Stalls

Well groomed, clean	Up to 10 points
Feed and water	Up to 10 points
Stalls and aisles	Up to 15 points
Total Possible:	Up to 35 points

General Club Area

Feed room, lockers and tack area	Up to 15 points
Public aisles	Up to 20 points
Total Possible:	Up to 35 points

Club Members (Total of 30 points)

Appearance (10 points)

Clean, neat, wearing appropriate attire including boots.

Public Relations (10 points)

Be friendly and polite to the public, introduce yourself and offer information about your project and club, offer to answer any questions.

Teamwork (10 points)

Does your club have a herdsmanship schedule or chart? Are those on duty working or just sitting? Are the chores being shared equally?

Horses and Stalls (Total of 35 points)

Well Groomed, Clean (10 points)

Horses should be well taken care of, groomed immediately after coming back from a class to remove saddle and girth marks. When dry, sweat marks must be brushed out. Manes and tails should be free of hay and shavings, no halters.

Feed and Water (10 points)

Are the horses being fed at the correct times? Are hay nets left in the stalls after 10:00 AM? Are the water buckets filled and clean? Are they free from hay floating on top?

Stalls and Shaving Aisles (15 points)

Water buckets should be hanging with double clasps from the stall wall, not sitting on the floor. Wheelbarrows should be in aisles only when a stall is being cleaned out. Apple pickers and pitchforks are not to be left in the aisles when not in use. Grooming equipment is not to be left in the stalls, and tack should not be hung over stall doors. Horses are to be kept in stalls while tacking up. They are never to stand in the aisle unless on their way to or from outside. Doors to stalls must be kept latched at all times while horse is inside. Horses should not be left loose in the stall while wearing tack.

Any violation of a safety rule will result in the loss of all 15 points.

General Club Area (Total of 35 points)

Feed rooms, Lockers and Tack Areas (15 points)

Feed rooms, lockers and tack areas should be kept neat and organized. The cement areas in front of each club's locker must be kept clean by that club. Lockers should have club identification on them. (Just remember, ties may be broken by locker inspection!)

Public Aisles (20 Points)

All public aisles must be kept clean and swept at all times. Have respect for your neighbors by not sweeping your dust into their area! Crevices between stall sides and floor should not have an accumulation of hay or shavings. If your club has an outside aisle next to the barn wall, you are responsible for the whole aisle up to the barn wall, including the wooden shelves. Decorations should look fresh, not dusty. Any hay falling on the outside stall ledges must be removed.

State Fair Qualification

General Overview of State Fair Qualifying

King County 4-H horse program participants may enter multiple equine sections of the King County state qualifying event. Per State rule qualified program participants may enter multiple sections at the State Fair. If competing in multiple sections exhibitors will declare their preferences prior to the dismissal of their final section at King County Fair. Exhibitors qualifying for more than one section will be moved below others in their designation in their 2nd choice. Designation is their highest Danish placing in showmanship at any time during the year and their highest Danish placing in a state qualifying class during that section at fair. B/B would mean they have a blue in showmanship and received a blue in a state qualifying class during that section at fair. B/R is blue showmanship/red in class, R/B is red in showmanship/blue in class. This designation breakdown is a state rule.

To qualify for State Fair, riders must exhibit at the King County Fair/qualifying event in both Showmanship and the classes they wish to compete in at the state fair. If they do not compete in a class at the King County Fair they may not compete in that class at the State Fair. They must also compete in those classes at one King County 4-H program show. Exhibitor must also have a horse certificate on file by April 1st or no state eligibility is allowed, no exceptions.

King County State team primary qualifiers and alternates in Western Games and Performance disciplines (including Driving, Dressage, and Over Fences) are determined using the processes outlined in the following sections. After King County qualifying is complete, the qualifying coordinator(s) will determine if exhibitors have qualified in multiple sections. State teams will then be filled based on state qualifying preferences submitted by the exhibitors prior to the ending of the county qualifying event. (See the Fair/Event Entries section earlier in this book). Riders are limited to 2 live equine sections at the state fair.

Example 1: A Senior exhibitor is planning to exhibit at county in Performance and Gaming. He declares that for State Fair, Gaming is his first choice and Performance is his second choice. Based on his results, he qualifies for both State sections. He is named to the State team in Gaming as his primary and Performance as his secondary because Gaming was his first choice.

Example 2: An exhibitor is planning to exhibit at county in Performance and Gaming. She declares that for State Fair, Performance is her first choice and Gaming is her second choice. Based on her results, she does not qualify for the State team in Performance, but she does qualify in Gaming. She is named to the State team in Gaming because she is a primary qualifier.

Additional Requirements

A King County Fair/qualifying event participant who wants to qualify for a State equine team must have participated at the county or state level in one of the following:

- 1) Full participation in Equus Festival (60% of all starred classes/clinics proof by initials)
- 2) Horse bowl
- 3) Hippology
- 4) Public Presentation at county level or higher
- 5) Groom Squad
- 6) Member of the State Judging Team
- 7) Educational Poster
- 8) Equine Public Speaking

Satisfactory Participation at King County Fair/Qualifying Event

In order to be eligible to qualify for a State Fair equine team, a member must receive a "satisfactory" designation from his or her leader (or club fair section manager) based on participation in herdsmanship and demonstration of sportsmanlike behavior at the King County Fair/qualifying event. Clarification of the Unsatisfactory Rule: Added to current wording. If a member has been warned by their leader that their behavior can earn them an Unsatisfactory if the behavior continues.

1. The Leader completes an Unsatisfactory letter providing witnesses to the behavior.
2. They turn the letter in to the event manager, Superintendent or VP.
3. Exec board and above witnesses meet to discuss the issue at hand.
4. After the meeting the issues are discussed with the member and they are given the letter to sign.

If they refuse to sign the letter they lose the opportunity to participate in the next county or state fair. If they are not present to sign the letter then communication must be provided via text or email to show that they were warned that they will receive the Unsatisfactory if their behavior does not improve, and that they understood the consequences of their actions. If negative behavior continues and the management deems it necessary to award the member the Unsatisfactory then they will be informed of that and they will lose the privilege of participating in the next county or state fair. Behaviors consistent with this include but are not limited to: refusing to participate fully in herdsmanship duties, disrespect, violence (or threat of violence) towards others or animals, repeated foul language, any unsportsmanlike conduct or vandalism. If the behavior is severe enough the committee could vote to immediately award the Unsatisfactory, but only for VERY severe actions. A member can not be given an unsatisfactory because of the behaviors of their parent or guardian.

Satisfactory Participation at State Fair

State Fair team members must demonstrate behavior that meets the highest standards and be positive examples for others to follow. A member whose conduct at State Fair is deemed inadequate based on the section leader's evaluation will not be eligible to qualify for the following year's State team in any equine discipline. Clarification of the Unsatisfactory Rule: Added to current wording. If a member has been warned by their leader that their behavior can earn them an Unsatisfactory if the behavior continues.

1. The leader completes an Unsatisfactory letter providing witnesses to the behaviors.
2. They turn the letter in to the event manager, Superintendent or VP.
3. Exec board and above witnesses meet to discuss the issue at hand.
4. After the meeting the issues are discussed with the member and they are given the letter to sign.

If they refuse to sign the letter they lose the opportunity to participate in the next county or state fair. If they are not present to sign the letter then communication must be provided via text or email to show that they were warned that they will receive the Unsatisfactory if their behavior does not improve, and that they understood the consequences of their actions. If negative behavior continues and the management deems it necessary to award the member the Unsatisfactory then they will be informed of that and they will lose the privilege of participating in the next county or state fair. Behaviors consistent with this include but are not limited to: refusing to participate fully in herdsmanship duties, disrespect, violence towards others or animals, repeated foul language, any unsportsmanlike conduct or vandalism. If the behavior is severe enough the committee could vote to immediately award the Unsatisfactory, but only for VERY severe actions. A member can not be given an unsatisfactory because of the behaviors of their parent or guardian.

Mandatory Events

Showmanship and Herdsmanship are mandatory events at State. Any exhibitor not participating in these events may be dismissed from competition, forfeit any premium moneys and sent home at the direction of the supervising chaperone. Please see *Agreement Form for State Qualifiers*.

State Jackets

Members earn the right to have and wear a King County State Team jacket by qualifying for and participating at a State level event including all equine sections of the State 4-H Fair (Driving, Dressage and Over Fences, Performance, Western Games) and all state level equine knowledge competitions (Horse Bowl, Hippology, Judging, Groom Squad, National Equine Presentations contest). A jacket will not be awarded to the member until he or she has actually competed at the State level.

Blue in Showmanship

King County has adopted the following policy for Showmanship qualification: An exhibitor may earn the preferred Blue in Showmanship prior to the King County Fair/qualifying event by receiving a Danish Blue in a Showmanship class or earn a showmanship medal or showmanship supreme point at any King County 4-H show which has been registered with the Medals Chairman and announced to all clubs at least 30 days prior to the event. Results and leaders' committee fees must be received by the Medals Chairman one week prior to county event for the Danish placing to be recognized. All King County Performance and Gaming shows are required to Danish place all Showmanship classes. Additional placing ribbons may also be awarded.

State teams are made up of primary qualifiers who earn a spot within the allocation. In addition, alternate lists of qualifiers for each section are developed. If and only if it is not possible to fill the quota for a state fair section plus an equal number of alternate positions with members who received a Blue Showmanship Danish, any remaining primary or alternate slots may be filled by exhibitors who received a Red Danish in Showmanship at the qualifying event or a prior qualifying show provided the member received a Blue in another qualifying class during that section at the county qualifying event. In the case of state fair sections where quota is split between Intermediate and Senior members (Driving, Dressage & Over Fences), all exhibitors with Blue Showmanship Danish will be placed higher on the list than any exhibitor with a Red Showmanship Danish regardless of 4-H age level.

State Fair Qualification for Performance Division

For Performance Horse, exhibitors will qualify for the state performance team based on points earned in up to three state qualifying classes.

To fill the quota and determine the order of the alternates, points will be tabulated as follows:

- 1) For state qualifying classes, points will be awarded as follows to riders in the championship round: Grand champion in each class to be awarded 14 points, 2nd place-13, 3rd place-12, 4th place-11 and on down to 10th place rider receiving 5 points. Any non-placed riders in championship (receiving a high blue) receive 4 points.
- 2) For each state qualifying class, points will also be awarded to non-championship riders based on their Danish placings in the preliminary lots. Blue Danish will be awarded 3 points, Red Danish will be awarded 1 point, and White Danish will be awarded 0 points.
- 3) If an individual receives points in more than three state qualifying classes, the points from the highest three classes will count towards state team qualification.

Ties between exhibitors will be broken based on points earned in Showmanship. If showmanship points are the same, the next tie-breaker is the highest single placing in a state qualifying class (e.g. 3rd in hunt seat vs 7th in stock seat). Next tie breaker is total points from all state qualifying classes.

State Fair Qualification for Dressage Division

State qualifying for the Dressage-Over Fences section of the state fair will be based on the following:

1. Quota will be split between Intermediate and Senior exhibitors. Heavy split will side with Senior exhibitors.
2. Exhibitors wishing to qualify for the state fair must ride a state qualifying dressage test, rider may not use a "reader" on any test at the county level to qualify for state.
3. Showmanship and Hunt Seat Eq on the flat from the Performance qualifying classes may be used in determining order of qualifiers and alternates.

State Fair Qualification for Western Games Division

Qualifying Methods

To qualify for State Fair, riders in the Games division must exhibit at the King County Fair in both Showmanship and other classes in their division.

For Western Games, state fair qualifying will be based on performance at qualifying shows as well as at King County Fair (or equivalent qualifying event). Point totals from each exhibitor's two best shows will be averaged and combined with point totals at county fair/qualifying event to determine total points toward State Fair qualification.

Example:	Show 1	25 pts
	Show 2	47 pts
	Show 3	52 pts
	Show 4	50 pts
	Fair	40 pts

$52+50=102/2=51$ pts from qualifying shows + 40 pts from Fair = 91 points

For showmanship and running events Grand Champion in each class will receive 10 points, 2nd place-9pts, 3rd place-8pts, and on down to 1pt in 10th place, regardless how many riders participate in the event. In the case of a dead heat in a running event, riders shall split the points for that placing and the next lower placing with the next lower placing not being awarded. Example: if two riders tie for third place in a Key Race with 15 entries, they shall each receive 7.5 pts (8 pts for 3rd + 7 pts for 4th divided by 2 = 7.5). Each rider will receive a 3rd place ribbon, and no 4th place ribbon will be awarded.

After calculations are complete, state quotas are filled by the exhibitors with the highest point totals who chose gaming as their primary project and who received a Blue Danish in Showmanship and a blue danish in one running event. In the case of ties in point totals, tie-breaker shall be the exhibitor's placing in Showmanship, followed by the highest placing in a running event and then total points.

Western Games Alternates

After state quotas are filled with primary qualifiers, alternates are selected in numerical order based on the high point totals. If there are no remaining riders with high point points accumulated, all exhibitors not yet selected as primary qualifiers or alternates shall be awarded 3 pts for each Danish blue earned and 2 pts for each Danish red earned during Showmanship and running classes at Fair. Danish points will be totaled, and the exhibitors with the highest Danish point totals will fill the remaining places on the alternate list.

State Fair Qualifying Classes

Performance Division

All classes which are offered in the current year at State Fair and approved by May 1st of that year will be considered state fair qualifying classes by King County. If State Fair classes are changed after May 1st, then state qualifying classes for King County will not be changed in the current 4-H year. They will be changed in the following year to match state fair classes. Changes may increase or decrease the number of qualifying classes. All King County Fair Performance State Qualifying Events will be double judged at the "lot" level of competition except for Trail, Showmanship, Dressage and Hunt Seat Over Fences, which will be optional.

Performance Division

Showmanship: Mandatory for all exhibitors
Herdsmanship: Mandatory for all exhibitors
Bareback Eq
Hunt Seat Eq
Saddle Seat Eq
Stock Seat Eq
Trail
Discipline Rail Western OR English
Reining

Dressage Division

Showmanship: Mandatory
Herdsmanship: Mandatory
Dressage Seat Eq
Dressage Training, First or Second level test
Hunt Seat Eq (will sometimes be offered)

Harness Division

Showmanship: Mandatory
Herdsmanship: Mandatory
Pleasure Driving
Precision Driving
Reinsmanship
Small equine classes TBA

Western Games Division

Showmanship: Mandatory for all exhibitors
Herdsmanship: Mandatory for all exhibitors
Pole Bending
Texas Barrels
Two Barrel Flags Race
Key Race
Figure-Eight
International Flag Race

Horse Bowl & Hippology:

Horse Bowl and Hippology contests are held in the spring. Horse Bowl and Hippology Chairs determine selection process for teams. Tryouts for Horse Bowl are usually held in the fall. The State competition is open to Intermediate and Senior teams only.

Horse Judging:

Open to the top eight Intermediate and eight Seniors or as designated by State Fair openings. To qualify, members must participate in a minimum of two approved judgments of live equine animals and also participate in the county judging finals.

Groom Squad:

Open to the top team(s) of Senior members.

State Fair Agreement for Horse Project

Any 4-H exhibitor found in violation of the rules or in practices unethical or unfavorable with the 4-H program shall be penalized by forfeiture of all premium, prizes, ribbons, awards and/or privileges as deemed appropriate to the circumstances, which may include, but not be limited to, dismissal from the fairgrounds. If you are dismissed from the fairground for misconduct, your parents and/or guardian will be notified and it will then be their responsibility to supply transportation for you and your horse to return home immediately upon being discharged.

In addition to 4-H program rules and objectives, the following rules are in effect:

1. Only 4-H members may ride, groom, school or handle a horse while on the fairgrounds.
2. The ring is off limits to everyone except working show personnel.
3. Exhibitors only may approach a judge after judging is completed and only for information, not to question or dispute a placing.
4. Be sure that horse is sound.
5. Any disputes not covered in these rules will be handled through specific state guidelines.
6. Section Coordinator will ask any member to leave if behavior is unacceptable.
7. There is a mandatory orientation meeting held the night you check in at state where barn rules will be explained as well as questions answered. There may also be a county member meeting that same night if deemed necessary by the section coordinator.

Exhibitor

I commit to participate for the entire section and will not leave early, unless asked to. I understand that if I break any of the rules mentioned in this guideline booklet, those of the State Fair or 4-H rules in general, I could lose all my premiums, awards, etc. and be discharged immediately from the fairgrounds along with my horse. At that time it is up to my parent/guardian to provide immediate transportation home for both me and my horse. I also understand that breaking the above mentioned rules, as well as those specific to the State Fair, could jeopardize my future participation at the State Fair and in 4-H in general.

4-H exhibitor: _____

Date: _____

Parent/Guardian


As a parent/guardian I commit to participation in the entire section. I understand that it is my responsibility, not that of the Section Coordinator, other exhibitors, their parents, State Fair or County Project personnel, to see to the safety, care and responsibility of my child. As such, I take FULL responsibility for my child and his/her actions and shall not assign these responsibilities to others.

Parent/Guardian: _____

Date: _____

A copy of the above will be provided for you. You will then turn it in to your coordinator at the county meeting of eligible exhibitors. If it is not turned in there, signed by both parties, you will not be eligible for State Fair.

SECTION 2: 4-H Horse Program Administration



4-H In Brief

What is 4-H?

4-H is the oldest and largest youth development organization in America. 4-H strives to develop young people to become productive citizens who are involved in positive change to meet the needs of a diverse and changing society. Involvement of adults, youth and families is the cornerstone of this endeavor.

Where is 4-H?

Department of Agriculture, Washington D.C. <http://www.4husa.org/>
Washington State University, Pullman, Washington <http://4h.wsu.edu/>
King County Extension Office, Renton Washington
Telephone: (206) 205-3152; (800) 325-6165 ext. 5-3100; TTY (206) 296-5242
Web: <http://king.wsu.edu/4h/index.htm>

Who is 4-H?

WSU King County Extension 4-H staff
King County 4-H Association
King County 4-H Project Committees
Clubs: Leaders, Youth Members, Parents and Adult Volunteers

When is 4-H?

The 4-H program year runs October 1st through September 30th of the following year.

4-H Dress Code

The King County 4-H Association dress code applies to all 4-H members and volunteers at all times they are representing 4-H at any event, including when they are in any 4-H project area at the King County Fair. Project or club dress codes may be more restrictive than the King County 4-H dress code, but may not be less restrictive.

Guidelines and Rules

Written by

These guidelines and rules were written and approved by the King County 4-H Horse Program Committee for the use of all 4-H Horse program members, leaders, and volunteers.

Effective Date and Procedure

Rules and proposed changes can be submitted at any time during the year, the deadline is prior to the October leaders meeting, and only by enrolled members or adults and will be reviewed yearly by the Rules committee consisting of but not limited to the Vice President for the Horse Program, another member of the executive board, two leaders from active clubs and 3 4-H members or Youth Council members if active. New and changed guidelines and rules will be in effect as of January 1st of the current year. Changes will be reviewed by the County 4-H Extension Office Staff (prior to the vote of clubs.)

Voting

For the purpose of voting on proposed rule changes, each club will submit two votes for each proposal, one representing the membership's votes and one representing the leadership's votes. Those voting must be currently enrolled. Proposals are to be turned into the Vice President prior to the October Leaders Meeting. Ballots will be available by November 1st. Votes are to be turned into the Vice President by December 1st. Clubs are encouraged to discuss the rules so the entire club understands, and should consider the betterment of the program and maintaining the

integrity of the program, and not vote to change a rule to benefit a single member or minority. Any ties will be broken by Exec board vote.

Proposed rule change being voted on:

After all membership and leadership votes, circle the majority vote.

Membership vote: YES NO

Leadership vote: YES NO

Horse Program Committee

Membership

The leader of each club registered in the project is an automatic member of the Program Committee. In the event that the leader cannot attend a committee meeting, an adult or senior 4-H member may be designated as the official representative for that club. Co-leaders and interested parents are always welcome to attend committee meetings, but each club has only ONE vote that shall be cast by the official representative for that club.

Meetings

Meetings will be held on the third Thursday of October, November, January, February, March, April, May and June. The September meeting will be held the fourth Thursday of September. Each club must have a representative at 6 of the 9 leaders meetings for the club's members to be eligible to attend King County Fair or State Qualifying event. If less than 9 meetings are held then ratio goes as follows: if 8 then 5, if 7 then 4.

Officers

Officers for the group will include President, Vice President, Secretary and Treasurer to be elected for a two-year term. The position of 4-H Horse Superintendent will be elected to a two-year term. The Executive Board will be comprised of the President, Vice President, Secretary, Treasurer, Superintendent and the immediate Past President.

The roles of these officers shall be defined as follows:

President: The president shall be the Chairperson of the KCHP and shall preside at all meetings. The President shall vote only to break a tie. (Another representative of his/her county club must vote in the interest of that county club). He/she shall see that the bylaws, rules and regulations of KCHP are enforced, act as Chairperson of the Grievance Committee and shall inform all other duties that may be prescribed from time to time by the Officers. The President shall conduct a review of the club account and Treasurer's records once each month.

Vice President: The Vice President shall preside in the absence of the President and shall perform such duties as President designates and succeed the President should the office be vacated prior to the regular election of a successor. The Vice President shall act as Chairperson for the Rules Committee, be responsible for overseeing committee chairpersons activities, and report to the general membership in the absence of the committee chairpersons.

Secretary: The Secretary shall be directly responsible to the President for the operation and management of KCHP business. The Secretary shall cause to be kept all the other records, rosters and minutes of official meetings of KCHP and other reports that may be required and conduct the correspondence of KCHP. The Secretary will turn in all collected monies to the treasurer. The Secretary shall also be the Secretary to the Officers Board.

Treasurer: The Treasurer will be directly responsible to the President and Officers for the proper management of all monies and property of KCHP and will prescribe the necessary record keeping to meeting requirements of KCHP, the 4-H Association and state and federal government. The Treasurer shall act as Chairperson for the Budget Committee and set up an

annual budget and submit the records for an annual audit. The Treasurer shall present a Treasurer's report at each KCHP meeting. The Treasurer shall make records available to the Officers upon the request to conduct a review of KCHP accounts and records. The Treasurer and President shall be empowered to sign checks against the KCHP account. Either signature will be valid.

Horse Superintendent: The position of 4-H Horse Superintendent will be elected for a two-year term. All Superintendent nominees must be approved by the county extension office. Assistant Horse Barn Superintendent will be appointed annually by the President and the Superintendent from a pool of those desiring the position.

Any volunteer wishing to represent the King County 4-H Horse Program on any state level board must be approved by way of a vote of the club leaders and exec board. This will be an anonymous vote with results emailed to the horse board and volunteer.

Succession Plan

If any elected officer of the horse project leaves his or her position for any reason except for election to another position on the Board, a replacement will be appointed by the President with the approval of the Executive Board to fill the remainder of the term. Replacement of officers who are elected to another position on the Board shall be by a vote of the Leaders' Committee, and the replacement will serve until the end of the term already in progress.

Appointed Positions

Show Secretaries and Section Managers volunteer for each individual fair section each year. Numerous committees are formed during the year.

Project Objectives

1. Enjoy and benefit from the experience of being an active member of a 4-H club.
2. Develop leadership skills, initiative, sportsmanship and responsibility.
3. Develop speaking ability by expressing ideas before groups in demonstrations, judging and other activities.
4. Learn to keep good records and to use them to make management decisions.
5. Learn to be courteous to the public, judges, show and fair officials and fellow equine competitors.
6. Learn to properly care for and safely handle a horse.
7. Learn show ring rules and etiquette.
8. Learn to train, handle and show horses safely and successfully.
9. Experience the pride of being able to manage, care for and show your 4-H horse.
10. Learn to accept reality in a competitive situation: Only one person will earn the highest award. The winners include all exhibitors who have the fortitude to enter into competition with their peers and compete to the best of their own abilities, putting forth an honest effort and accepting gracefully any award they receive.

Committees

The Horse Program Committee will assign coordinators and form the following committees at the October meeting to conduct the business of that committee and submit a budget to the Horse Leaders Executive Council. Chairperson positions to be Chair and Co-Chair, running as a one-year term. All positions are selected by the Executive Board from a pool of all those desiring the position. The Vice President will oversee all committees.

1. **Judges:** A committee for selection of judges for the next King County Fair/qualifying event. The current Horse Superintendent will be the chairperson and coordinate the hiring of selected judges. All judges will receive copies of all applicable rule books at least one month before fair.
2. **Rules** (See *King County Horse Program Rules and Guidelines* section.)
3. **Green Horse**
4. **Western Games**
5. **Horse Bowl**
6. **Hippology**
7. **Horse Judging**
8. **Groom Squad**
9. **Education Day**
10. **Performance Medals**
11. **Performance Shows**
12. **Western Game Medals**
13. **4-H Horse Project Grievance**
14. **King County Fair/Qualifying Event**
15. **State Fair**
16. **State Qualifying**

Protest/Grievance Process

Protests shall be lodged within 24 hours of the time of the cause of protest.

Rules, policies, guidelines and expectations for youth and adults participating in the 4-H horse program are detailed in numerous publications (see list below). Any individual participating in, assisting with, or watching any 4-H event or function who believes that serious violations of rules, policies, guidelines or expectations have occurred can file a protest/grievance. Before filing a protest/grievance, it is strongly recommended that concerns and issues be brought to the attention of the adult in charge and that the grievance process be pursued only as a last resort. A judge's decisions, representing his or her individual preferences, are not protestable unless they are alleged violations of the rules.

Relevant publications:

EM0758E Washington State 4-H Youth Development Program Policy
 King County 4-H Horse Project Rule Book and Resource Supplement
 King County 4-H Horse Project Medals Program Patterns and Guidelines
 Pacific Northwest 4-H Horse Contest Guide
 C1000 A Valuable Partnership, Volunteer Expectations of Behavior

The 4-H Horse Project Grievance Committee will consist of five members to be selected annually by the Executive Board. Members shall include the King County 4-H Horse Project President, two general leaders, and two other enrolled 4-H leaders

Grievances shall be submitted to a member of the committee within the 24 hours required. The protest must be in writing and signed by the person making the charges. It must also include a proposed resolution.

After a grievance is filed, the committee shall act in a timely manner not to exceed 30 days. After submission of a Protest/Grievance, the Grievance committee shall conduct any necessary inquiries with all parties involved before any determination is made. Should the committee feel the grievance is outside the scope of their capabilities of resolution, the committee may pass the facilitation role to the 4-H Extension staff.

Although counties may require a deposit paid with the protest, the King County 4-H Horse Project Leader's Committee, does not require a deposit for Protest/Grievance. (In counties where a deposit is required, the deposit is refunded if the protest is upheld.) The same procedure is to be followed for all King County 4-H Horse Show participants at the King County Fair, or any other King County sponsored event.

Protest/Grievance Form

Protest made by:		Contact information:	
Event:	Time:	Date:	
Grounds for protest:			
Proposed resolution:			

Guidelines for Drill Team

The following guidelines were drawn up by King County 4-H Horse Club leaders as an aid in training 4-H boys and girls in drill team work. The score card is to be used by 4-H judges in competition 4-H drill events. Judges should emphasize drill work, not equipment. The following instructions and guidelines define terms used on the scorecard. Inspection should always be held in the arena before any drills.

Inspection Criteria

Cleanliness of Animals

Means the horse should be clean in all respects. However, if the arena is muddy or dirty, these conditions must be considered. Horses must be free of dirt, sweat and stain. Considerations must be given to Drill Teams who are required to wait before entering the arena.

Uniformity of Animals

In color means the pairs should be uniform in color, such as a pair of blacks and then a pair of palominos. These would count as matched colors.

Cleanliness of Equipment

Means tack and all parts of the equipment must be clean. Polished saddles to count more than unpolished saddles.

Uniformity of Equipment

Means that all riders should have the same type of equipment. If one bridle has roping reins with ear and noseband, then all should have the same type. All breast collars to match in color and style. All equipment shall be the same type of tack (all Western or all English). Quality of saddle and equipment not to count more than good working equipment. If tie downs are used, all must be the same and all riders have one. Silver not to count more points than good working equipment. If silver is used, all saddles must be the same type and style, the same as working saddles.

Attractiveness of Equipment

Means pleasing to the spectator's eye. Quality does not mean attractiveness. One type of saddle not to count more than another. Expensive equipment not to score higher than good working type.

Cleanliness of Uniforms

Means the uniform should be spotless. The uniform shall include all equipment and clothes on the rider.

Uniformity of Uniforms

Means all uniforms must match in color and style. If one wears gloves, then all should wear the same style to have uniformity.

Attractiveness of Uniforms

Means pleasing to the spectator's eye. Good style of uniforms counts toward attractiveness.

Inspection Instructions

Inspection is to be held in the arena. Enough space is to be between each horse in line for a judge to inspect each horse and rider. Team should be lined up for inspection in the same order as the drill is to be presented. No horse or rider may drill that has not been in inspection. No senior instructor should be allowed on the field during inspection and drill. There shall be no

outside coaching by senior instructors during inspection and drill. There shall be no objections to markers in the arena. There shall be no penalty for use of a whistle during drill (Whistle is optional).

Drill Team Terms

Alignment

Means that lines are to be straight in both vertical as well as horizontal positions. Horses should come across the arena in a straight line in a company front. Zigzag lines should be penalized in maneuvers.

Spacing

Means the space between the horses in a line must be exactly the same between all horses. The length of space is not to count as long as all spaces are equal or even. Some maneuvers need double space and this should not carry any penalty.

Variety

Means the number of different maneuvers a team performs. Repeated maneuvers would not constitute variety. A team moving from one maneuver to another without repeating should receive credit for variety.

Coordination and Timing

Means the same cadence and speed at all times. A well-coordinated team will move about as a unit and be smooth in its maneuvers. It also means the ability of the team to foresee necessity for adjusting speed to maneuver without breaking gait so that spacing will be retained and gait maintained. Team will be penalized for loss of gait unless change of pace is obviously a part of the maneuver.

Attractiveness of Pattern

Means a good variety of maneuvers of different types. Pattern should not be all circles or all lines.

Horsemanship

Means sitting in the saddle in a good easy manner. Hitting the horse with reins to be penalized. Position should be erect and seat should be flat in the saddle. Excessive spurring of horse to be penalized.

Performance of Horses

Means a well behaved horse and one that does not jump around and shy. Horse should work free and easy at all times. Horses should stand straight and quietly in line and not start until the sign is given. Teams should be penalized for unruly horses on the field at any time.

Spectacularity

Means a well executed, even drill and at an even gait. Drill must have a variety of patterns to be spectacular.

Briskness

Means a sharp execution of maneuvers. Teams should be alert, wide-awake and at attention at all times.

Flog Carriage

Means the color bearers should carry flags at an erect angle during the entire drill. In maneuvers, as well as when on point, the flags should be erect and straight.

4-H Horse Drill Team Score Card

There is no minimum number of riders and points will be equal regardless of the size of the drill team. Maximum of 12 minutes per team taken from the last rider in to the last rider out.

Overtime penalty is 25 points per minute or a fraction thereof. Time out may be allowed by the judge in case of accident. Drill announcer optional.

Criteria		Maximum Points	Points Awarded
1. Animals		Total: 70	
	a. Cleanliness	30	
	b. Uniformity of color (pair)	20	
	c. Uniformity of size	20	
2. Equipment		Total: 50	
	a. Cleanliness	30	
	b. Uniformity	10	
	c. Attractiveness	10	
3. Uniforms		Total: 50	
	a. Cleanliness	15	
	b. Uniformity	15	
	c. Attractiveness	20	
4. Drill		Total: 630	
	a. Alignment	80	
	b. spacing	80	
	c. Variety	80	
	d. Coordination and timing	80	
	e. Attractiveness of Pattern	90	
	f. Horsemanship	80	
	g. Performance of Horses	80	
	h. Spectacularity	20	
	i. Briskness	20	
	j. Flag Carriage (10 point preference shall be counted for moving flags)	20	
	Total Points Awarded		
Less Overtime Penalty			
Official Score			
Remarks:			
Judged by:			
Show or Event:			
Name of Drill Team			

Historical Rule changes:

Rule Change Summary: 2019-2022

1. Earning a showmanship medal through the medals program in the current year, will also earn you a danish blue designation for showmanship for that year.
2. Full participation in the Equus Festival is added to the list of Educational options to earn the required educational point for state eligibility. Full participation in this event includes participation in 60% of starred classes/clinics for all days of the event. Participation with a horse is not required, passport must be initialed by each clinician for each class to count.
3. The following has been added to medals program eligibility: The earning of 3 danish blues in a medals qualifying class will also earn you medals eligibility in that class, there is no time limit for earning blues. The earning of a high/return blue in a qualifying class will remain an additional means of earning medals eligibility in that class.
4. All trail courses will have 10 obstacles.
5. Management and judges will have the ability to adjust novice obstacles and pattern maneuvers to fit the skill of the novice riders. Adjustments must be made prior to the patterns being released to the exhibitors.
6. If the venue allows dogs, they will be allowed at events as long as they are on a leash, well behaved and not a danger or distraction. Owner must pick up after dog.

Administrative Change:

Under Grand and Reserve Champions: Judges at the King County Fair (or state qualifying event) will only award Grand and Reserve Grand Championship titles and following placings in the classes when the standards for a blue danish have been met in the class.

Rule Change Summary: 2017-2018

1. For every State Qualifying class a rider enters at the King County /State Qualifying Event, the horse/rider combo must also enter that class at at least 1 King County 4-H horse show prior to the King County Fair. If they don't, they can still compete in that class at the King County Fair, but the points from that class will not go towards their state qualification and they will not be eligible to compete in that class at the state fair. Competing with your project horse in Showmanship at 2 4-H horse shows is still required.
2. Dressage Medals: 63% in all levels, 3 points required to earn a Supreme and all additional supreme awards will be earned the same as the first.
3. In any dressage test that is being ridden for medals or state qualification no reader will be allowed. This will not affect qualification into the medals program.

ADMINISTRATIVE CHANGE

1. No parent or member shall approach the judge until all judging has concluded for the show or section. This excludes any adult that is working in a management capacity. But said adult will refrain from discussing individual riders or ask questions of the judge that should be heard by the entire class. Those breaking this rule will get their riders disqualified.

Rule Change Summary: 2016-2017

1. In Western Games riders will receive 8 points for 1st place at shows and 10 points for Grand Champion or 1st place at the state qualifying event. 7 points or 9 points for 2nd place and so on. Regardless of how many entrants there are in the event.

2. Only enrolled members and volunteers may submit a rule proposal. Enrollment is based on the fall enrollment deadline of 12/31.
3. King County Intermediates and Seniors may participate on a maximum of 2 equine state teams.
4. Volunteers wishing to represent the King County 4-H Horse Program on a state level positions must be approved by a majority vote of the leaders and exec board. Voting will be anonymous and notification will be made by email.
5. A 4th supreme pattern will be added to Hunt Seat, Saddle Seat and Showmanship medals.
6. Saddle Seat Supreme pattern #2 wording was corrected.
7. The required percentage required for a trail medal was removed and decision to award the medal will be placed only on the decision of the judge.
8. For Groom Squad wording was removed in line 8 and replaced with: Teams will use the horse they provide.
9. Dressage Medals: changed to 65% in all tests.
10. Rule submission voting. For the purposes of voting on rule changes, each club will vote within their club to decide, by majority vote, how the club vote will swing. Same with the enrolled leadership of the club. Clubs are encouraged to discuss the rules and should consider the betterment of the program and maintaining the integrity of the program. And not vote to benefit a single member or minority.
11. Change p45 to say: Over fences exhibitors must choose a jumping height offered at state at the state qualifying event. Exhibitors at all heights may be judged as one class or separate classes depending on the quota.

ADMINISTRATIVE CHANGES

1. For all judging events, if you leave the judging with your judging card and fail to turn it in at the conclusion of the judging, you will forfeit all scores, placing and participation in that judging.
2. The wording in the herdsmanship guidelines will be changed to allow shavings to be removed and brought in at any time during the day. Stripping of stalls will not be allowed unless it is during non herdsmanship hours or during exit.
3. The Supreme rules regarding double judging will be removed, as we have never double judged supreme classes.
4. In the wording for the Unacceptable Behavior the following will be added: The individual and parent/guardian shall be notified of the event or action that is unsatisfactory. This is to clarify the wording to better represent how we already handle the situation.
5. As set forth by the Extension, the date of record will be known as April 1st of the current year.
6. Herdsmanship hours for the horse barn at the King County Fair or State Qualifying Event will be set by the Superintendent and published in the premium book released by the Extension office.
7. Proposals were submitted for and against requiring gaming and dressage medals at the state qualifying event. There is still a rule stating that it is optional which puts the decision in the hands of the Superintendent anyway. Adding requirements to an already difficult event to plan and manage is not in the best interest of our volunteers or our members. If there is time the Superintendent will include medals in the State Qualifying Event for all sections. If there is not time it will not be offered for any. This change will remove the wording "State Qualifying Event" from the wording in the King County Rule book and the Medals book referring to medals being required at any event. Medals awarded at the state level are not affected.

8. In the medals book all reference to the judge using their own pattern for medals classes will be removed.

Rule Change Summary: 2014-2016

1. The Gaming/Show committee will evaluate the medals times on a periodic basis to make any necessary adjustments to ensure fair and appropriate event times. That are also set up to prepare our members for the State times.
2. The International Flags medal and qualifying times will be adjusted to bring them more in line with the progression of times in the other events.
3. A tack/safety check is required in all classes. Either by a Safety/Tack Check Steward or by a knowledgeable In Gate Steward. It is up to the show management as to how they organize this. Riders that did not present themselves for their check will be disqualified from the event/class that the check was for. The steward responsible for the checks will have a list with each riders name, and those that were checked off. All Tack/Safety check lists will be posted on the website so members know what the steward is looking for.
4. All lead changes in Saddle Seat Medals and any Saddle Seat patterns will be changed to an interrupted lead change. This follows the guidelines set forth in the danish equitation standards.
5. In our over fences program our current stride lengths will be corrected to bring them more in line with current USEF standards for an average horses stride length. This will, in most cases, shorten the current distance between jumps by 1 or 2 feet.
6. The standard for the High Blue is 95%
7. Additional jump courses will be added to the rule book. This will give the jump program 4 clear choices for the medals, Eq and Hunter over fences courses.
8. For Gaming and Dressage if a rider earns a medal they are qualified for at the State Qualifying Event or the State Fair, they only have to present a signed score sheet and the medals fee to the Medals Chair to receive their medal. No prior arrangement is required.
9. A Hunter Hack class will be added to the optional classes offered in our over fences program.

14-16 Administrative Changes

1. To participate in the over fences section at the King County Fair (or State Qualifying Event) a rider must be judged safe in a judged round, at a prior King County 4-H show in the current year, on the same horse and at the same height they are entering at the County Fair (or State Qualifying Event).
 2. Clarifying our Over Fences terminology to better align it with other over fences programs. Removing the "pre-qual" and "qual" designations. The heights will from now on be known as: Ground Poles, Cross Rails 18", 2'-2'3", 2'3"-2'6" and 2'6"-2'9". Medals qualification in the rule book will be listed as 2'3" to 2'6".
 3. Remove the guideline that says "maximum fence height is 2'6".
 4. On page 8 include Trail in classes that use danish standards.
 5. Clarification of the Unsatisfactory Rule: Added to current wording. If a member has been warned by their leader that their behavior can earn them an Unsatisfactory if the behavior continues.
1. The leader completes an Unsatisfactory letter providing witnesses to the behaviors.
 2. They turn the letter in to the event manager, Superintendent or VP.
 3. Exec board and above witnesses meet to discuss the issue at hand.

4. After the meeting the issues are discussed with the member and they are given the letter to sign.

If they refuse to sign the letter they lose the opportunity to participate in the next county or state fair. If they are not present to sign the letter then communication must be provided via text or email to show that they were warned that they will receive the Unsatisfactory if their behavior does not improve, and that they understood the consequences of their actions. If negative behavior continues and the management deems it necessary to award the member the Unsatisfactory then they will be informed of that and they will lose the privilege of participating in the next county or state fair. Behaviors consistent with this include but are not limited to: refusing to participate fully in herdsman duties, disrespect, violence towards others or animals, repeated foul language, any unsportsmanlike conduct or vandalism. If the behavior is severe enough the committee could vote to immediately award the Unsatisfactory, but only for VERY severe actions. A member can not be given an unsatisfactory because of the behaviors of their parent or guardian.

Rule Change Summary: 2013-2014

1. A rule change committee will be created to review all proposals submitted. All proposed rules will continue on to the membership for voting with the exception of proposals that violate state rules and proposals that create a logistical problem and conflict with multiple current rules. Proposals that are clarifying current rules will be changed to administrative changes and the clarification will be made in the rule book with no voting needed. The committee will be made up of but not limited to: the Vice President, one other executive board member, 2 club leaders and least 3 youth members and or representatives of the 4-H Youth Council if active.
2. The calendar for the following season will be decided by committee and chaired by the Medals Chair. This committee will consist of the performance and gaming committees and a representative from any club that wishes to hold a show, judging or event during the next 4-H year. The committee will present a completed calendar for the following 4-H year by the final leaders meeting of the current 4-H year. Final calendar will be published by October 1st of each year.
3. In the grievance process the time to file a grievance will be increased from 12 to 24 hours.
4. In Groom Squad the grooming time will be re-worded to say: A minimum of 15 minutes and a maximum of 30 minutes. To be decided upon by the Groom Squad competition management.
5. Remove the rule requiring 2 equitation or rail classes to be held to be able to offer medals classes at a performance show.

13-14 ADMINISTRATIVE CHANGES: The following changes were made to align the rule book text to actual current practice. These changes were reviewed with clubs and approved by the King County Horse Program Committee January 16, 2014.

1. Insert clarification into our rule book specifying that in Saddle Seat classes when a double bridle or pelham is used the 2 reins must be crossed with the snaffle rein on the outside of the curb rein. This is written as a state rule in the 4-H Project Manual where it covers addressing the reins. The reason for crossed reins is as follows: Members are judged, per the Contest Guide, on "effective use of aids, with special emphasis on light hands." The use of the curb rein on the back of the hand is in the extreme leverage position and the opposite of "light" and would be considered an ineffective use of aids. Placing the curb rein in the middle of the hand and moving the snaffle rein to the base of the hand on the outside of the curb rein lessens the leverage and therefore the harshness of the weymouth curb or curb mechanism of the pelham bit. Creating a "light" hand.

2. Add "Presentation Page" to the required insert pages listed with the King County Record Book. As it is required when books are submitted for judging with the county at the end of the year.
3. Pg. 35 of the Rule book: Remove references to sawdust aisles and wire screens on stalls.
4. Pg. 43 of the Rule Book: Add, must actively participate in herdsmanship at state to the satisfaction of their Leader, Section Manager and State Fair Coordinator. This is listed elsewhere it is just being added to this page.
5. Remove the reference that Judgings can't be held till November of the 4-H year.
6. Western Dressage will be added to the optional classes that can be offered by a Dressage show, using the Western Dressage Association of America tests and rules.
7. Groom Squad questions for the written test must be taken from publications listed in Projects and Publications EM2778 and the Pacific Northwest 4-H Horse Contest Guide.

Rule Change Summary: 2012-2013

1. Each club must have a representative at 6 of the 9 leaders meetings for club members to be eligible to attend the King County Fair or State Qualifying event. If less meetings are held a majority must be attended: if 8 then 7, if 7 then 5.
2. Record Books must be presented at the last leaders meeting before fair for member to be eligible to participate at the King County Fair or State Qualifying event. These will be checked off for participation not judged.
3. Jump cups must have the following clearances: for poles minimum depth of .7" maximum depth of 1.18", for planks or gates a minimum maximum of .5". These must be held in place with rigid material pins.
4. After initial qualifying riders may sign up for medals rides at Dressage shows. A medals class fee will be charged. Exhibitors will be allowed to have either of their qualifying tests count as a medals attempt if the medals fee has been paid prior to the tests.
5. Novice members are encouraged to attempt to canter in the practice arena and at non-4-H shows, however when consistent success is achieved the rider will graduate out of the novice program.
6. For the State qualifying process, preference choices for State Teams will not be finalized until the dismissal of the riders final section at fair. For the rider to be eligible for state teams they must have chosen a preference order by that time.
7. Riders must exhibit their project horse or pony in at least 1 King County 4-H show in the discipline they wish to qualify for State in.
8. Every club holding a King County 4-H show must have all completed paperwork in to the Medals Chair and Permanent Number Chair within 5 days of the end of their show or they will not be able to choose their show date till December 1st of the following 4-H year.

12-13 ADMINISTRATIVE CHANGES: The following changes were made to align the rule book text to actual current practice. These changes were reviewed with clubs and approved by the King County Horse Program Committee February 21st 2013.

1. Danish percentages will be listed on page 8 under Ribbons and Awards; White 69% and below, Red 70%-84%, Blue 85%-100%.
2. Clarification will be made on page 8 under Showmanship changing the second sentence to: In King County, each horse and rider combination must participate in two showmanship classes to be eligible for county fair or equivalent state qualifying event. Adding the sentence: Showmanship medals classes count towards the required two showmanship classes.
3. On page 9 under Unacceptable Behavior the sentence will be changed to: Any individual who shows unacceptable, unsportsmanlike, disruptive, or unsafe behavior such as swearing or abuse to others or animals will be immediately and without warning asked to leave the premises by show management or fair management.
4. On page 10 under Exhibitor Age: A member may participate in showing animals as a Junior once they are 8 years old and in 3rd grade. Junior includes grades 3-5, Intermediate

is grades 6-8, Senior is grades 9-12. Once a rider is 19 on January 1st they are no longer eligible to compete in 4-H.

5. On page 14 under the Green Horse Equipment section remove the publication Training Horses Yearlings to Five Year Olds, as it is no longer in publication. Also clarification will be made as to intermediate level bits for those horses that have graduated out of the snaffle but are not ready to move out of the green horse program. Gaited horses may begin to move into the appropriate gaited horse bits prior to graduating from the program.
 6. On page 15 it will be specified that green horses will not be allowed to enter medals classes.
 7. On page 15 pattern classes will be added to the classes offered for the Green Horse Program.
 8. On page 16 under grounds for disqualification, remove line 4 as it is inconsistent with the current program. "4 in two barrel flags race, failure to remove the flag out of either barrel or to cross the finish line with the flag will be grounds for disqualification."
 9. On page 22 under Bridle Path Hack clarification will be made that this is a Saddle Seat pleasure class.
 10. On page 28 under King County Fair a line will be added stating that two showmanship classes will be required as part of the Requirements to participate in the King County Fair.
 11. On page 29 under event entries sentence will be added; Any and all exceptions or problems must be discussed with the fair superintendent.
 12. On page 29 under classes offered: 2nd sentence will say "All exhibitors will be required to exhibit in the appropriate showmanship class for each section they attend." This is also listed on page 39 under Mandatory Events and is a rule followed at the State Level. Add this section to page 29.
 13. On page 32 line 10 will be reworded to include motorized vehicles.
 14. On page 32 remove lines 11, 16, 17, and 21 as they no longer pertain to our barn set up.
- On page 32 change line 14 from "public or black top areas" to "center aisle".

Rule Change Summary: 2011-12 4-H Year

1. The Medals program year will be concurrent with the 4-H program year and will run from October 1 through September 30. Qualified members may earn medals and Supreme points for as long as they are enrolled as youth members. If a member completes a Supreme award too late in the year for the award to be presented at the designated recognition event, he or she will still receive the award.

11-12 ADMINISTRATIVE CHANGES: The following changes were made to align rule book text actual current practice. These changes were reviewed with member clubs and approved by the King County Horse Program committee March 15, 2012

The deadline for submitting entry paperwork for the county fair/qualifying event was changed from "the third Thursday in May" to "the horse program meeting which falls closest to six weeks prior to the first day of the event." Superintendent will announce entry deadline no later than the February program meeting. This change was made because the county event has not had a stable, recurring date in recent years.

Eligibility of project horses to compete at county and state fairs when added as project animals after the "date of record" was clarified. These animals are eligible for county but not state. This change was made to document the interpretation which has been the past practice in King County; specifically, additions and replacements after the date of record but before the fair entry date are eligible for county but not for state.

Added language to specify that the fair superintendent or designee must be informed if a member substitutes a different, qualified project horse for the animal originally entered in the county fair.

Rule Change Summary: 2010-11 4-H Year

1. In the direct control section of the General Rules, additional language has been added to specify that horses leased for 4-H competition are not to be trained or competed by non 4-H members for the period of time from the direct control deadline through the county qualifying event (or state fair event if applicable) with exceptions to be made for school/lesson horses.
2. Show management has the option of designing and providing patterns for shows rather than having all patterns provided by judges. If provided by show management, it is recommended that patterns be made available to all exhibitors at least three days prior to the show.
3. Rail classes at performance shows are limited to a maximum of 15 riders in the arena at one time with show management having the option of either splitting larger classes or running lots with top performers returning for a work-off/championship.
4. Performance Novice program qualifications and guidelines are revised to provide more clarity about when a member should be placed in the Novice Program and when members should be moved to their regular age groups. The revisions are also intended to reduce the administrative burden in managing the Novice Program
5. Horses participating in the green horse program are limited to entering cross rail and ground pole classes when jumping classes are offered and Intro and Training level classes in dressage.
6. Horses used in groom squad competition must be current year project horses with horse certificates on file and a beginning level of showmanship training.
7. Effective in 2011, exhibitors who earn Red Danish placings in Showmanship at KCF/qualifying event/qualifying shows who also have Blue Danish placings in other qualifying classes at the qualifying event will be allowed to qualify for the state 4-H fair in primary or alternate positions if all exhibitors with Blue Showmanship Danish have already qualified
8. Effective in 2011, a points-based system will be used to determine all state team qualifiers for the performance division. Points from each exhibitor's top three qualifying classes will be used to determine state team qualifiers.
9. The point system used to award points towards state qualifying in championship rounds of qualifying classes at the county qualifying event was adjusted to award points as follows: Grand champion in each class to be awarded 14 points, 2nd place-13, 3rd place-12, 4th place-11 and on down to 10th place rider receiving 5 points. Any non-placed riders in championship round receive 4 points.
10. Fence heights in Over Fences qualifying and medals classes were adjusted to better align with fence heights offered at the state fair and in neighboring counties.

Class	Height prior to 10-11	Effective 3-1-2011
Regular (Qualifying)	2'-2'3"	2'3"-2'6"
Bronze	2'-2'3"	2'3"-2'6"
Silver	2'3" – 2'6"	All fences 2'6"
Gold	All fences 2'6"	2'6" – 2'9"
Supreme	2'6" – 2'9"	All fences 2'9"

11. Tests for dressage medals were revised to reflect USEF 2011 tests. Minimum tests for qualifying (Training 1) and Bronze (Training 2) remain unchanged. Minimum Silver test

becomes Training Level Test 3 (was formerly T-4). Minimum test for Gold is adjusted to First Level Test 1 (formerly First 4), and minimum test for Supreme is adjusted to First Level Test 3 (formerly Second 4). First Level Freestyle also remains an option for Supreme.

10-11 ADMINISTRATIVE CHANGES: The following changes were made to align rule book text with state rules or actual current practice. These changes were reviewed with member clubs and approved by the King County Horse Program committee February 17, 2011.

All references to the specific date May 1 were changed to the term "**date of record**". Language was added defining the **date of record** as the date 90 days prior to the first day of the county qualifying event.

The sub-section "Program Guidelines" was removed from the Performance Novice Program Rules section. Removing this sub-section eliminated references to novice cards, use of novice cards to track Danish placings, and the use of Danish placings as the primary indicator of when a rider should advance to his or her regular division.

The Novice program implementation checklist was revised to remove irrelevant/inaccurate requirements (comply with Junior Class requirements, remove class minimum, remove references to premiums) and clarify novice participation in jumping and dressage.

In the Trail class section, the language stating that "A committee will determine the course and post a diagram of obstacles before the class" was eliminated as trail courses are not currently designed by committee.

The time allowed for the grooming period in the county groom squad contest was revised from 60 to 30 minutes to align with the time allowed at the state contest.

Rule Change Summary: 2009-10 4-H Year

1. Effective March 1, 2010, King County horse program members will begin using horse certificates to declare project horses and May 1 will be the deadline for project horse certificates to be on file with the permanent number chairperson in order for the horse to be eligible for the current year's county and state fair competition. Additionally, the deadline for horses to be under the member's direct control is changed from April 1 to May 1.
2. All medal and state qualifying performance classes will be Danish placed by the judge(s) with a numerical score given. Danish placings may be in addition to any other placing system used, and the actual awarding of Danish flat ribbons is optional.
3. The method used to qualify performance exhibitors for the state fair is changed to include a maximum of one qualifier from each state qualifying class with the remainder of qualifiers determined based on points earned in up to three qualifying classes including showmanship.
4. Guidelines for qualifying for the state fair in the dressage/over fences/driving section have been added to the rule book.
5. The overall percentage score required to earn a Supreme point in Trail changes from 75% to 90%.

6. An alternate set of over fences patterns (Qualifying class, Bronze, Silver, Gold, Supreme) that includes a combination jump has been added to the Rules and Medals books.
7. The dressage score ranges used for awarding Danish ribbons have been adjusted to provide a wider range for Red scores.
8. The minimum test that a dressage exhibitor must ride to earn a Bronze medal is changed from Training Level Test 1 to Training Level Test 2.

09-10 ADMINISTRATIVE CHANGE: The following change was made to align medals book and program with State Contest Guide. This change was approved by the King County Horse Program committee December 17, 2009.

Effective March 1, 2010, participation in King County Medals programs is limited to Intermediate and Senior members.

Rule Change Summary: 2008-09 4-H Year

1. Requirements for all series awards sponsored by the King County 4-H Horse program should be established and communicated prior to any associated competitions.
2. The requirement to participate in a judging as a pre-requisite for exhibiting at King County Fair is further defined to require that each member participate as a judging contestant (in the past, participation as a demonstration handler/rider was considered meeting the requirement).
3. The requirement that every exhibitor participate in Showmanship at every show has been revised to require participation in two Showmanship classes prior to King County Fair.
4. Earning a high/return Blue at the State Fair qualifies an exhibitor for the King County Medals program in that discipline if he or she was not previously qualified.
5. The Performance Supreme Award competition has been revised to lower the number of points required to earn a Supreme Award while also changing the maximum points available per attempt to one.
6. Scores achieved by 4-H members at dressage shows outside 4-H will be recognized as valid Medals qualifying/earning scores if judge has proper credentials and proper Medal notification and documentation procedures are followed.
7. Hunt seat over fences Medal competition has been revised to require flying changes of lead at the Gold rather than the Silver Medal level.
8. The carrying of crops or other objects in the rider's mouth during Western Games events is prohibited with violations resulting in disqualification.
9. An on-deck area will be established around the in-gate at Western Games shows with only the next rider to run allowed in the on deck area.
10. A member who qualifies for a state team and therefore a state jacket must actually compete in a state level event in order to receive the jacket.
11. A member is required to participate in an additional county level event or contest in order to be eligible to qualify for a State Fair equine team.

12. A member is required to have satisfactory herdsmanship participation and sportsmanlike behavior (as evaluated by club leader or representative) at county fair in order to be eligible to qualify for a State Fair equine team.
13. A member is required to have satisfactory conduct and participation at State Fair (as evaluated by section leader or state coordinator) in order to be eligible to qualify for the State Fair equine team in the following year.
14. State Fair qualification for Western Games has been changed to reflect member's combined performance at his/her best two qualifying shows plus performance at Fair.

08-09 ADMINISTRATIVE CHANGES: The following changes were made to align rule book text with actual practice. These changes were approved by the King County Horse Program committee February 26, 2009.

1. Change the open hunt seat equitation over fences pattern as shown in both the Rules book and the Medals book so that:
 - a. Fence 7 becomes a 2' vertical instead of an oxer and becomes Fence 5
 - b. Fence 6 becomes an oxer (2'-2'3")
 - c. Fence 5 becomes fence 7
2. Change page 8 in the Rules book to strike the phrase "will receive 2 copies of their number".
3. Change page 23 of Rule book from "top 10 Juniors will receive King County placing ribbons" to "top 10 Juniors will receive placing ribbons"
4. Medals book, page 6, change "Supreme Award recipients will be presented their awards at the King County Fair in a manner deemed appropriate by the medals program Chairman and the King County Horse program committee to "King County Fair or designated event"
5. Medals book, page 7, strike the sentence "No contestant will be allowed to compete unless a valid qualification card is presented to the show secretary prior to the class".

Rule Change Summary: 2007-08 4-H Year

1. All exhibitors including gamers will have a permanent number assigned for each horse to be exhibited.
2. Backing through a gate may not be used as a test in Trail class when the gate is metal.
3. Height for cross rails will be measured at the center of the 'X'.
4. The open over fences course pattern was modified to change fence 6 from an oxer to a 2' vertical and fence 7 to an oxer with front element 2' and back element 2'3".
5. The hours specified for herdsman to be on duty during non-public days of King County Fair was changed from 9am to 5pm instead of 9am to 8pm.
6. Judges at King County Fair (or equivalent qualifying event) will be instructed to award Grand and Reserve Grand Championship titles and ribbons only when the standards for a Blue Danish have been met in the class.
7. King County state qualifying processes were changed so that an exhibitor may qualify for a position on the state team in a section that was not his or her first choice for state qualifying.
8. The Youth Merit program which was adopted in 2006 was eliminated.

9. The General Rules section of the Medals book was changed to move references to Dressage and Western Games medals to the appropriate sections.
10. Shows offering dressage classes have the option of allowing a single dressage test to count towards both a class placing and a Medal attempt if the exhibitor pays a class fee and a Medals fee.
11. The judge's qualifications section in the Medals book was expanded to include official carded PNW 4-H judges as well as USEF learner judges and breed association judges.

Editorial Notes 2007-08 Guidelines for Dressage, Driving, and Drill Team divisions were moved to appendices A, B, and C respectively since they do not include any rules or information specific to the King County implementation of these divisions. In the sections related to King County Fair, the subsections entitled Guidelines for Exhibitors and Guidelines for Parents and Leaders were moved so that they follow the Barn Rules section and precede the Herdsmanship section.

Rule Change Summary: 2006-07 4-H Year

- For showing purposes, an exhibitor's age will be determined by his or her age on January 1 of the current 4-H year.
- The grievance process has been revised to clarify who may file a grievance and when.
- The rule change submission form has been.
- A volunteer expectations section has been added.
- The rule book now clarifies that all exhibitors in 4-H shows must participate in a showmanship class.
- The Green Horse program has been expanded to allow "aged green horses" to participate.
- The process for declaring project horses has been added.
- Members are now allowed to change their state qualifying division prior to the beginning of King County Fair.
- The expectation that records be kept for all project horses has been added.
- Exhibitors who violate barn rules at the fair may forfeit upcoming classes or premium points (if available).
- Members who do not own their project horses should have a written agreement with the owner of the horse. This agreement should be included in the member's record book and submitted with fair entries.
- The qualifying criteria for dressage medals has been changed from 1st place in a class of 5 or more or a high blue at the King County Fair to a minimum score of 60% on any test at Training Level 1 or above. (See Medals rule book.)
- Sponsors of shows offering Dressage classes will determine the range of tests (e.g. Training Level 1 through First Level 4) to be offered at the show rather than selecting a specific test or tests.
- The requirement for earning a supreme award in dressage has been changed to a score of 63% or greater on Second Level Test 4 or above The Supreme Award for Dressage is not based on points earned competing against other Supreme exhibitors.
- Supreme awards will now be chosen annually by a committee to include at least three members. (See Medals rule book.)

- For dressage classes at 4-H shows to be medals qualifying or for Dressage Medals to be awarded, the judge must now hold a dressage endorsement on the Pacific NW 4-H Judges List or be an "L" graduate or better through USDF. (See Medals rule book.)
- Guidelines for the "Over Fences Division" have been added to this rule book.
- Judges for "Over Fences" classes will now be required to note any safety concerns in their comments.
- Exhibitors in jumping classes at the King County Fair must previously have participated in jumping classes at equal or greater heights on the same project horse.
- The state fair qualifying process for Gaming has been added to this rule book.
- Showmanship Supreme Pattern #1 has been amended. (See Medals rule book.)
- Judges will now have the option to award "high blues" at King County 4-H Performance Division shows in events for which there is a medals program and a "high blue" is now the basis to qualify for a bronze medal. (See Medals rule book.)
- Instead of separate medals runs, gaming exhibitors will be given the option to have either of their regular runs count as medals qualifying runs when a medals class fee has been paid. (See Medals rule book.)
- Qualifying times and medals times have been changed for all western games events. (See Medals rule book.)

Note: Rule changes relating to general 4-H horse program administration are not listed.

1. Members may qualify for state fair on a substitute horse if the substitute horse has been declared as a secondary project horse prior to fair paperwork being submitted and all other qualifying requirements have been met.
2. Requirements for the Education Day judging event were changed to "judge four classes and give reasons for at least one class" to give the option to require written and/or oral reasons.
3. International flag race was added as an official gaming project event.
4. To represent King County in judging at state fair, members must earn a combined average score of 85% in three qualifying events.
5. Liquid intake charts are now required to be posted on stalls at fair.
6. Groom squad teams may now wear coordinated short sleeve shirts and dampen rags.
7. Project horses must now be under the "direct control" of members from April 1 instead of 90 days before fair; "Direct control" has been further clarified.
8. The Western Games medals program will be incorporated into the Medals Rule Book.
9. Clubs offering dressage at their shows must list the tests that will be offered in the show premium.
10. To evaluate riders for medals, judges must appear on the WA State 4-H Judges List.

Rule Change Summary: 2004-05 4-H Year

Note: Rule changes relating to general 4-H horse program administration are not listed.

1. The "Guidelines for Trail Classes" section was revised to be consistent with the *4-H Horse Contest Guide*, publication PNW574.
2. Trail courses in King County are no longer required to include a question.
3. Horses 5 years of age and under and not enrolled in the green horse program may be ridden and compete in a snaffle or bosal in all western classes. The only exception is in trail where a

bosal is not allowed. The following will apply as stated in the *4-H Horse Contest Guide*, PNW574.

4. Prior to the first 4-H gaming show of each year, standard times shall be established for Blue, Red and White Danish awards. Times for intermediates shall be faster than for juniors and times for seniors shall be faster than for intermediates.
5. To qualify for the King County Fair, all members will be required to exhibit their project horse/pony in at least two county 4-H shows in King, Pierce or Snohomish counties. One of these shows must be in King County and the other required show may be in any of the three counties. Exhibitors in the Driving program will be required to attend at least two county 4-H shows but both of the required shows may occur in Pierce or Snohomish.
6. State Fair qualifying events at the King County Fair will be double judged at the "lot" level of competition, except for Trail, Showmanship and Hunt Seat Over Fences which will be optional.
7. A new class "Hunt Seat Equitation Over Fences, Intro to Jumping" will be offered at the King County Fair. The maximum jump height for this class will be 18". It will be judged on straightness and control. No cross-entry with other jumping classes will be allowed.
8. Pattern selections and/or original patterns are to be made by the Judge, not show management. Patterns are to be given to the Show Secretary at least one hour before the class.
9. Maximum heights for fences in Hunt Seat Equitation Over Fences patterns must be the same or lower than for Bronze Medal classes.
10. Equitation classes are no longer required at medals shows. Show management may elect to host medals classes without also hosting regular classes for all exhibitors.
11. The Novice Program was revised significantly. See the Novice Program section for details.

1. Rule Submission Form – King County 4-H Horse Project

Name:

Contact number(s):

Contact email:

Reference the King County rule book (section and page) that the proposed change would affect:

_____ KC 4-H Horse Project Rule Book and Resource Supplement

_____ Medals Program Pattern and Guidelines

Section and Page _____

Write (or attach) the rule exactly as it should appear on the voting form.

(Optional) PRO: Why is this rule change being proposed at this time?

(Optional) CON: What would be drawbacks or challenges to implementing this rule?